





METRIC 公制尺寸



K

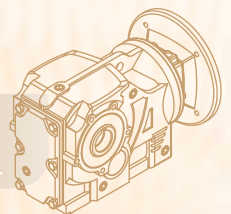
斜齒 - 傘齒輪減速機


SERIES HELICAL - BEVEL GEAR REDUCERS



外型安裝尺寸與德國領導品牌相容

INSTALLATION DIMENSION ARE CONSISTENT WITH GERMAN MODEL





目錄 Table of Contents

簡介 Introduction

1.1 公司簡介 CHENTA Company Profile.....	4
1.2 斜齒 - 傘齒輪減速機 Product Overview	6
1.3 操作須知 Operation Manual.....	7
1.4 可能發生之異常狀況及改善方法	
General Problems & Improvements	11

產品資訊及使用說明 Product Information and Tables

2.1 產品型式 Variants	13
2.2 編碼說明 Order Code For Helical-Bevel Gear Unit	16
2.3 許可配接表 Permitted Combinations	17
2.4 選型表 Selection Tables [kW]	18
2.5 操作係數選用 Determining The Service Factor	19
2.6 公差 Tolerances.....	21
2.7 軸向表 Direction Of Shaft	22
2.8 安裝位置 Mounting Positions	23
2.9 油量表 Lubricant Volumn.....	25

斜 - 傘齒輪減速機 K 系列 Helical-Bevel Gear Unit K Series

3.1 許可配接表 1400RPM Permitted Combinations.....	26
3.2 許可配接表 1750RPM Permitted Combinations	37
3.3 選型表 1400RPM Selection Tables.....	48
3.4 選型表 1750RPM Selection Tables.....	80
3.5 尺寸表 Dimension Sheets	112

1.1 公司簡介

- 1.1960 年本公司董事長陳茂正先生創設“成大機器廠”於高雄市自強二路，工廠取名“成大”乃本於其對母校成功大學機械系在機械專業知識教育養成之感恩及飲水思源之情。
2. 成大機器廠成立後，專門從事汽車船舶引擎曲軸之研磨再生，汽缸搪缸及柴油引擎校正等機械加工工程，當時為南台灣之翹楚，由於技術精良服務親切，開業後旋即聞名遐邇，生意蓬勃。
3. 1971 年本於公司發展應有自主性產品，才能永續經營遂與日本減速機製造廠技術合作，開始生產製造自有品牌之成大齒輪減速機，發展至今，公司員工近 100 名，產品以自有之 CHENTA 品牌行銷全球。主要市場為台灣、亞洲、北美洲及中東，至今已執台灣業界之牛耳。並在海外設立美國分公司及中國上海分公司。
4. 建廠以來，本公司即本著“結合一流人才，研發製造高品質的產品”為信念。產品政策以“品質保證”“交貨準確”“價格競爭”“生產合理”及“行銷國際”為追求目標。
5. 累積 50 多年之機械製造經驗及誠信經營精神，本公司已自然形成一種優良的公司文化，此精神文化乃是公司最寶貴之資源，表諸文字即是“新”“實”“勤”“效”，乃創新、信實、勤快、效益，之意也。
6. 全體員工受此公司文化之薰陶，工作勤奮盡忠職守。在良好工作環境下，協力合作積極創新。使公司持續穩定發展，營造共同效益。
7. 本公司將在現有資源文化基礎上，繼續秉持敬業精神，以客戶至上的服務態度，精益求精，生產高品質具競爭價位之齒輪減速機回饋國內外客戶，與客戶攜手成長，以臻永續經營之目標。

公司概要

公司名稱：成大精機工業股份有限公司
CHENTA PRECISION MACHINERY IND. INC.
成立：民國 60 年（1971 年）
職工人數：100 名
廠房面積：仁武廠 7000m²
 上海廠 6800m²
 蘇州廠 30000m²

1.1 CHENTA Company Profile

1. IN 1960, Mr. Mao Cheng Chen, president of the company, and two other colleagues in the department of Mechanical Engineering of the Tainan Engineering College (predecessor of Cheng Kung University) established a company called “Chen Ta Machinery Works” . It was named “Chen Ta” in remembrance of, and also giving acknowledgement to, their alma mater, Cheng Kung University (called Chen Ta in short) from where Mr. Chen and his colleagues had received their specialized mechanical education.
2. Chen Ta Machinery Works specialized in machining jobs such as grinding/re-building of the crankshafts of automobile and vessel engines, cylinder overhaul, and diesel engine adjustment. Back then, she was the best of her field in southern Taiwan. Due to the excellent technique and the cordial service, the company name was soon well known and the business became prosperous.
3. In 1971, to support a long-term operation, the company needed her own products, so the technical cooperation between CHENTA and Japan reducer manufacturer began. From then on, CHENTA started manufacturing her own brand, “CHENTA GEAR REDUCERS”. Now the company has about 100 employees, and her products have been marketing to the world under the name of “CHENTA”. The major markets are in Taiwan, Asia, and North America. In Taiwan, she remains at the top of the field and also established branch offices in America and in Shanghai (in China).
4. Since the beginning of the company, our conviction is to “Gather excellent human resource, and research and manufacture high quality products”. Our product policy is targeting at “Guaranteed Quality”, “On Time Delivery”, “Competitive Prices”, “Rational Production”, and “International Marketing”.
5. With more than 50 years of experience in mechanical manufacturing and honest operation, a fine culture has naturally grown inside the corporation. This spirit is the most precious resource of our company. The motto of our company is based on “INNOVATION”, “HONESTY”, “DILIGENCE”, and “EFFICIENCY”.
6. Influenced gradually under such fine culture, all employees in CHENTA work hard and take responsibility. They cooperate with each other and innovate actively. With their efforts, CHENTA keep developing and growing up to fight for the mutual benefits.
7. To reach our long term operation goal, based on the company’s existing cultural resources, we will: have high expertise in the field; serve our customers with respect; constantly improve ourselves; manufacture high quality and affordable speed reducers for customers throughout the world, all so that we can grow together with our customers.

COMPANY PROFILE

Company Name: CHENTA PRECISION MACHINERY IND. INC.
 Established: 1971
 Employee: 100 persons
 Plant Sizes: Jen Wu Plant: 7000m²
 Shanghai Plant: 6800m²
 Suzhou Plant: 30000M²

1.2 斜齒 - 傘齒輪減速機

產品特點說明

- 1> 設計理念：標準化設計與模組化設計相結合，達到與國際領導品牌具有互換性，且兼具結構緊湊，體積小等特點。
- 2> 高效率：高效斜齒輪和高效螺旋傘齒輪組傳動，效率可以達到 90% 以上
- 3> 大速比：速比可以從 1：8 ~ 1：215 之間任意選擇，彌補了蝸輪減速機速比較少的缺點。
- 4> 負載範圍：負載可根據不同需求從 1/4HP ~ 30HP 任意選擇，可滿足不同之需求。
- 5> 大承載能力：斜齒輪及螺旋傘齒輪採用鉻鉬合金鋼經滲碳研磨處理，具有更高的承載能力。
- 6> 結構緊湊性：具有和蝸輪蝸桿傳動所具有的出入力垂直性，達到最小體積。
- 7> 安裝靈活性：每種規格可以從 M1 到 M6 任意方向位置上安裝，安裝更靈活，更方便。
- 8> 結構外形美觀，堅固。

Helical - Bevel Gear Reducers

Advantages

- 1>Design Concepts: The combination of standardization and modularization allowed interchangeability with international leading brands, while keeping structure rigidity and compactness.
- 2>Noise Level: Leveraging the advantage of high efficiency of helical gears and smooth transmission of worm gears, the reducers performs with higher stability and produces less noise when compared with regular helical gear units.
- 3>Ratios Selections: The ratio ranges between 8:1 ~ 215:1, providing more accommodation to ratio requirements than worm gear speed reducers.
- 4>Loading Capacity: Available with power ranges from 1/4HP up to 30HP, depending on different requirements and applications.
- 5>Tensile Strength: Pinion, gears and worm shafts are made with 20CrMo alloy steel plus carbonized treatment. The aluminum bronze worm wheel offers higher strength and endurance.
- 6>Space Efficiency: Provides 90 degree angle transmission similar to that of worm gear units to minimize space needed for installation.
- 7>Installation Flexibility: All models are designed for various mounting position (M1~M6) specified by customers.
- 8>Appearance Aesthetics: The reducers are designed with modern exterior while maintained high rigidity.

1.3 操作需知 OPERATION MANUAL

- 此操作需知是為了幫助您正確安裝及使用本減速機，為了防止問題產生，適當的安裝與操作是很重要的，而這個需知也包含了重要的保養建議。
- 在出貨前每一台成大減速機都經過檢驗及測試後才妥善包裝，不過當您收到貨品時請立刻檢查是否有短少或運輸損壞情形，若有，請記錄損壞或短少情形以便日後與運輸廠商求償，同時也請您通知成大公司貨品受損情形。
- This operation manual is to help you install and operate speed reducer correctly. To avoid damages to the speed reducers, proper installation and operation is very crucial. This manual also includes official recommendations on maintenance for an extended lifespan of speed reducers.
- Every CHENTA speed reducer passed strict inspection and testing before being properly packaged for shipping. Upon receipt of the speed reducer, please check for any shortage or damage of parts during transit. Please be sure to contact Chenta for identification of responsible carrier and made record of the issue. We are committed to excellence in quality and devoted to solving problems for our clients.

一、安裝

1. 減速機入力軸直接與馬達聯結時，應採彈性聯軸器；出力軸直接與設備聯結時，宜採用齒輪聯軸器。
2. 減速機應安裝在穩固的基礎座，且須注意空氣流通及換油時，注油及洩油之方便性。
2. 減速機安裝後，用手轉動需靈活，不可有卡死現象。
4. 減速機安裝好，使用前應先進行空負荷運轉，確定機器各部份都無異狀後，方可正式使用，如有故障應先排除。

I. INSTALLATION

1. Flexible couplings are preferred when input shaft connects directly to the motor; gear couplings are preferred on the output shaft's connection to the application.
2. Install on a stable base with good air ventilation; the accessibility of oil filling / draining should be considered.
3. The input shaft of the reducer and the motor shaft should be in alignment within the tolerance allowance.
4. After installation, please turn the input shaft manually first to check for any locking.
5. No-load running test should be performed first; any abnormality should be corrected prior to regular operation.

二、潤滑

1. 新減速機使用時，於運轉 500 小時後，需更換新油，其後每使用 2500 小時需換油；但在使用過程中仍應定期檢查油的質、量，若油有雜質、老化、變質情況，必須隨時更換。
2. 減速機應使用固定品牌、規格之齒輪油，不應將不同品牌、規格或不同類型的油箱混合使用。
3. 在換油過程中，應先將減速機內部清除乾淨，再注入新油。
4. 在使用期間，當發現油溫過高（超過 80°C 以上）時，以及有不正常的噪音等現象，應立即停止使用、檢查原因，等排除故障或更換潤滑油後，才可繼續使用。
5. 推薦用油：請見 P. 25 油量表。

6. 除非客人有特殊指定，否則成大公司會在每一台減速機出廠前根據安裝方式填加適當及適量之潤滑油，若客人欲自行填加潤滑油也請根據潤滑油建議表適當填加。

II. Lubrication

1. The first oil change should be performed after 500 hrs of operation; subsequent oil change is needed every 2,500 hrs of operation. Nevertheless, a regular check on oil level and conditions are recommended.
2. Please fill only with compatible specifications of oil and do not mix oil of different specifications in a single unit.
3. The interior of the reducer should be flushed and drained before filling with fresh oil.
4. Please shut the reducer immediately for inspection if the temperature rises above 80°C or any abnormal noise occurred. Restart only after the issues identified and cleared.
5. Lubricant recommendation: MOBIL Gear 632, SHELL Omala 320, MOBIL Mobilube HD80W-90, SHELL Spirax E.P 90.
6. Unless specified otherwise by the customer, every CHENTA speed reducer is supplied with appropriate amount of lubrication according to different installation position before shipping. If customer prefers to fill in the lubricant oil post shipment, please follow the instruction section of this catalog.

三、長期儲存

1. 如果減速機沒有立即安裝使用，請將它保存在乾燥安全處所，而減速機經過長時間儲放後再使用，請您再聯絡成大公司，我們技術人員會告訴您使用前應該注意事項。

III. Storage

1. If the speed reducer is not for immediate installation, please keep the unit away from humidity and heat sources. After extended period of storage, please contact our service personnel for instruction on restoring the original performance prior to installation.

四、安裝附件於減速機軸心上

1. 注意！不可重擊軸心！重擊軸心可能造成軸承傷害導致軸承壽命縮短，我們建議用加熱方式安裝，附件只要加熱到 80°C 就可滑入軸心，如此可以減少軸承損傷的可能性。軸心尺寸公差請參照產品型錄。
2. 安裝軸心聯軸器時應該正確的對心及校正以避免震動及聯軸器異常磨耗等情形發生，並且讓軸心上的軸承免於提早損壞。
3. 為避免出力軸上之軸承承受極度的負載，請參照型錄上的可承受懸吊荷重表，請不可超出限制，如果必須超出建議荷重或是合併有額外軸向及徑向負載，請聯絡我們的工程師，因此時正確的使用應該同時考慮速度、旋轉方向、安裝位置、較大外來的軸向和徑向荷重等合併之因素。

IV. Attachments the parts on reducer's shaft

1. Notice: Avoid heavy impact on shafts! It may cause bearing damages and undermines bearing performances. If bearings are to be replaced, we recommend heating method, which heats the bearing above 80°C, that would allow a clear fit on the shafts and reduce the damage to the bearing. For the tolerance of shaft's diameter, please refer to the specification in catalog.
2. While installing the coupling, make sure to check the alignment of coupling and shaft of speed reducer properly to eliminate the damage on bearings and reduce to vibration frequency and abnormal wear.

3. To avoid overload on the bearings of output shaft, please refer to the OHL (overhung loading) in catalog. For exceeding axial load, please contact our service engineer for consultation.
4. The actual application of following factors such as input and output speed, direction of rotation, installation site and over axial and radial loading should be carefully examined.

五、安裝與操作

1. 減速機安裝應考慮以下幾項因素：
 - * 環境溫度應低於 40°C
 - * 通暢的通風環境。
 - * 適當位置的油位旋塞、透氣注油旋塞與洩油旋塞。
 - * 保留適當的空間以便做設備上的檢修或更換。
2. 減速機應該安置在平坦防震且堅固的構造上，準確的對心是非常重要的，安裝在不平坦的平面上會造成減速機機殼的拉扯甚至破損。
3. 基座平坦度公差請勿超出以下建議：
 - * 77 型或更小 ---0.1mm
 - * 87 型或更大 ---0.2mm
4. 運輸過程中為防止減速機內潤滑油從透氣旋塞滲漏出來，出廠前我們會將透氣孔以紅色插梢堵住，請記得當您安裝好減速機運轉之前，一定要把透氣旋塞上的紅色插拔掉。
5. 安裝前請再次檢視其輸入馬力、減速比與銘牌相符，並檢查減速機輸出軸之旋轉方向與需求一致。

V. Installation & Operation

1. The underlying factors should be taken into consideration:
 - * Ambient temperature below 40°C
 - * Location with good air ventilation
 - * Proper positions for oil plug and drain plug
 - * Sufficient space for periodical inspection, maintenance, and replacement
2. It is necessary for the unit to be installed on a flat, stable and rigid base for accurate alignment to prevent damages to the reducer's housing.
3. The suggested tolerance of flatness on base:
 - * For size 77 or smaller, < 0.1mm/m
 - * For size 87 or bigger, <0.2mm/m
4. To avoid the lubricant splash out during the transportation, breather plug with red pin inserted into air breathing hole. Please remove the red pin before start-up.
5. Before installation, please check the input horsepower and ratio to be the same as the punched name plate of reducer.

六、保養

警告！在電源移除之前不可拆卸或更換設備。

1. 潤滑油油位與品質應為平時保養重點，且根據使用頻率與環境狀況，潤滑油也必須依據建議表做換新動作。
2. 檢查聯軸器的同心度，鍊條或皮帶的鬆緊度，基座固定螺絲之緊度等是否均適當，並保持設備的清潔。

VI. Caution

Caution! The power should be turned off before removal or replacement of the reducer.

1. Oil level and quality lubricant is key point of daily maintenance. Please refer to our suggestion to change the lubricant periodically according to operation frequency site situation.
2. Check the alignment of coupling, the tightness of chain, and nuts and keep the reducer away from excessive dust and grease externally .

1.4 可能發生之異常狀況及改善方法

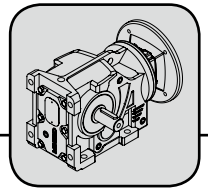
以下所列為一般性故障，如有特殊異常情形發生時，請與本公司聯絡，我們將提供正確之服務。

異常情況	原因	改善方法
一、機體發熱	1. 超過標準負荷運轉 2. 潤滑油加入過多或過少 3. 加入潤滑油不適當或不良 4. 油封唇部潤滑不足	1. 調整至正常負荷 2. 潤滑油應加至油位指示 3. 更換適當之齒輪潤滑油 4. 塗抹少許油脂於油封唇處
二、運轉有聲音	1. 有規律噪音 { 齒面接觸不良 { 軸承損壞 2. 尖銳的金屬聲音 { 軸承間隙太小 { 潤滑油不足 3. 不規律噪音 { 異物掉入 { 軸承受損	1. { 修整齒接觸面 { 更換軸承 2. { 更換軸承 { 補足潤滑油 3. { 除去異物，更換新潤滑油 { 更換軸承
三、運轉時振動	1. 齒輪磨損 2. 異物掉入 3. 軸承磨耗或受損 4. 螺絲鬆動	1. 更換齒輪 2. 除去異物，更換新潤滑油 3. 更換軸承 4. 鎖緊螺絲
四、漏油	1. 油封損傷 2. 墊片破損 3. 排油栓未鎖牢 4. 蓋類或法蘭螺絲鬆脫	1. 更換油封 2. 更換墊片 3. 鎖緊排油栓塞 4. 鎖緊螺絲
五、入力軸及出力軸無法轉動	1. 齒輪嚙合面因高熱而黏合 2. 軸承已損壞 3. 有固形物（硬物）嚙入齒輪接合面	1. 依程度而判斷可調整或更換齒輪 2. 更換軸承 3. 除去硬物，清洗內部後更新潤滑油
六、入力軸空轉而無法帶動出力軸轉動	1. 齒輪已磨耗 2. 齒輪與出力軸之配合鍵破損 3. 入力軸折斷 4. 出力軸折斷	1. 更換齒輪 2. 更換鍵 3. 更換入力軸 4. 更換出力軸
七、齒輪磨耗較大	1. 超正常負荷 2. 潤滑油不良或不適當 3. 潤滑油不足 4. 運轉環境溫度過高	1. 調整適當負荷 2. 更換適當之潤滑油 3. 補充潤滑油 4. 改善通風環境

General Problems & Improvements

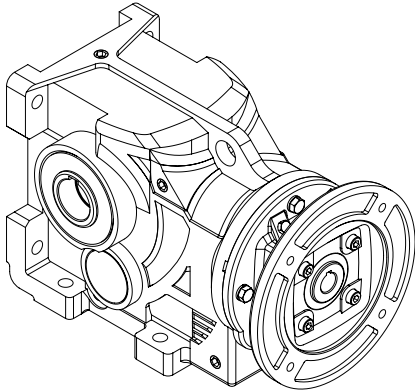
The following lists are general problem situations. In case that other problems happen, please contact us directly to get more information.

CAUSE	REASON	IMPROVEMENT
I. Overheat	<ol style="list-style-type: none"> 1. Overload 2. Lubricant oil overfill or shortage 3. Improper lubricant oil 4. Extra friction on oil seal(lack of lubricant) 	<ol style="list-style-type: none"> 1. Adjust to proper loading 2. Add lubricant to the level of oil gauge 3. Chang proper lubricant oil 4. Lip lubricant at oil seal
II. Noise	<ol style="list-style-type: none"> 1. Consistent noise { improper gears contact; bearing damaged 2. Screaming noise { bearing gap too small; lubricant oil shortage 3. Inconsistent noise { some object insert; bearing damaged 	<ol style="list-style-type: none"> 1. { Repair gears; Replace bearing 2. { Replace bearing; Fill in lubricant oil 3. { Remove debris & replace lubricant oil: Replace bearing
III. Vibration	<ol style="list-style-type: none"> 1. Gear wear 2. Debris inside 3. Bearing worn-out or damaged 4. Bolt loose 	<ol style="list-style-type: none"> 1. Replace gear 2. Remove debris & replace lubricant oil 3. Replace bearing 4. Tighten bolt
IV. Oil Leakage	<ol style="list-style-type: none"> 1. Oil seal damage 2. Gasket damage 3. Loose drain plug 4. Loose covers or flange 	<ol style="list-style-type: none"> 1. Replace oil seal 2. Replace gasket 3. Tighten drain plug 4. Tighten the bolts
V. Input and Output Shaft Fail	<ol style="list-style-type: none"> 1. Gear-bound caused by overheat 2. Bearing damage 3. Debris between gears 	<ol style="list-style-type: none"> 1. Adjust or replace gears 2. Replace bearing 3. Remove debris; clean inside then replace lubricant oil
VI. Input shaft fail to drive output shaft	<ol style="list-style-type: none"> 1. Gear wear 2. Damage to key connecting gear and output shaft 3. Input shaft rupture 4. Output shaft rupture 	<ol style="list-style-type: none"> 1. Replace gears 2. Replace key 3. Replace input shaft 4. Replace output shaft
VII. Gear Worn-out	<ol style="list-style-type: none"> 1. Overload 2. Improper lubricant oil 3. Lubricant oil shortage 4. Excessive ambient temperature 	<ol style="list-style-type: none"> 1. Adjust to proper loading 2. Change proper lubricant oil 3. Refill lubricant oil 4. Ventilation improvement

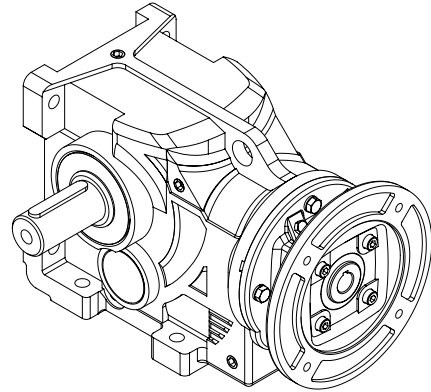


2.1 產品型式 Variants

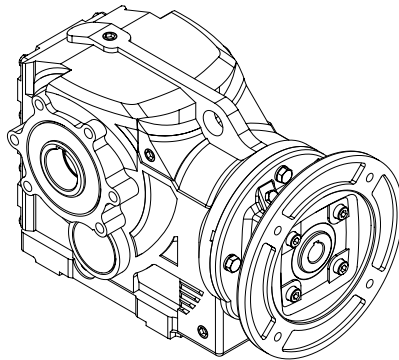
法蘭入力實體圖 Input Flange



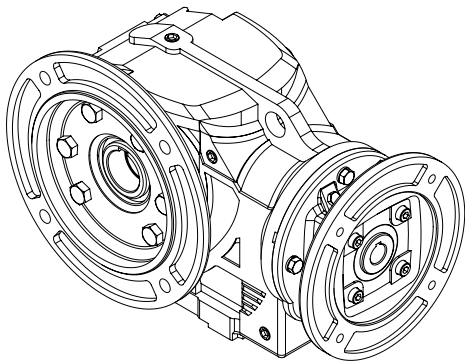
KHF...



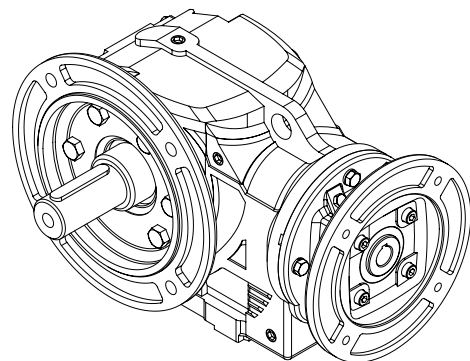
KSF...



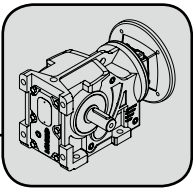
KAF...



KMF...

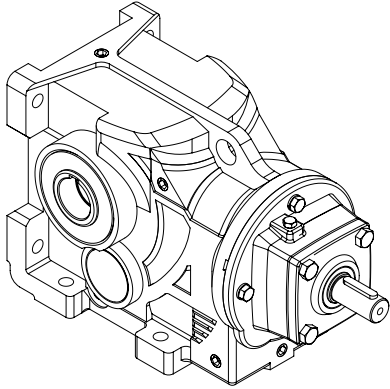


KNF...

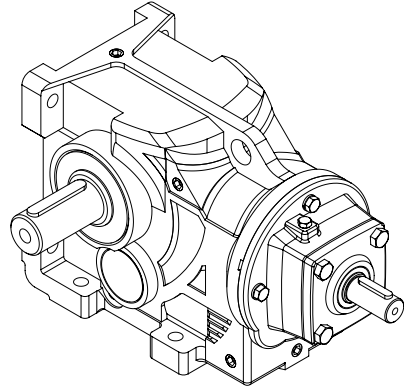


Helical-Bevel Gear Units
Type Introduction

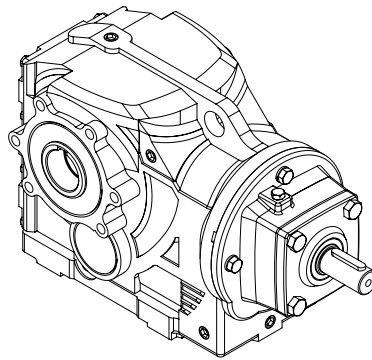
實心入力實體圖 Solid Input Shaft



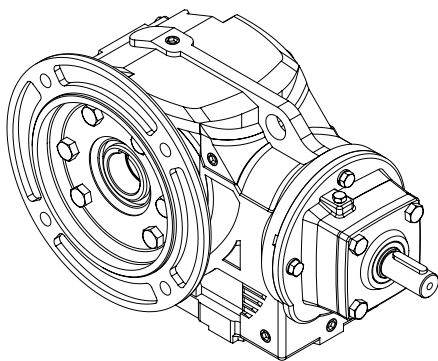
KHS...



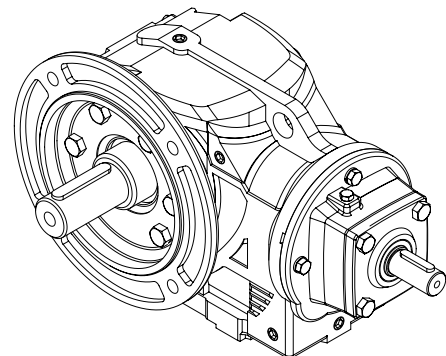
KSS...



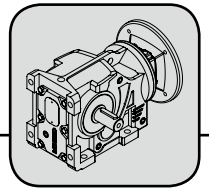
KAS...



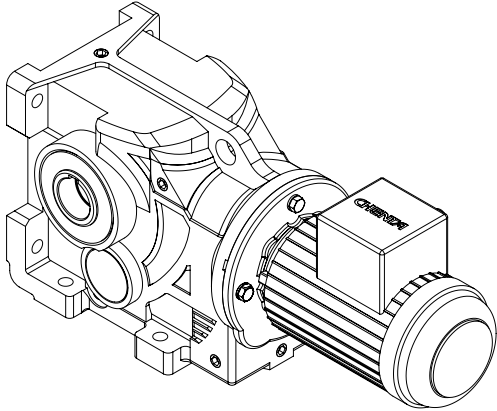
KMS...



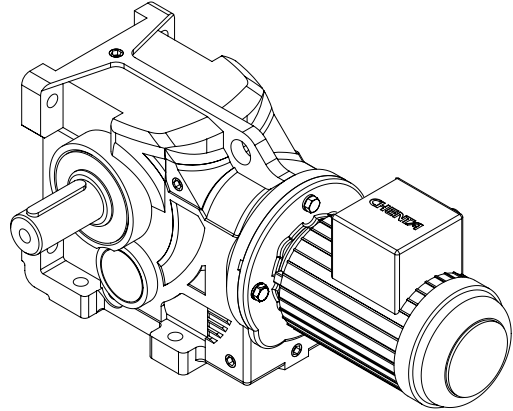
KNS...



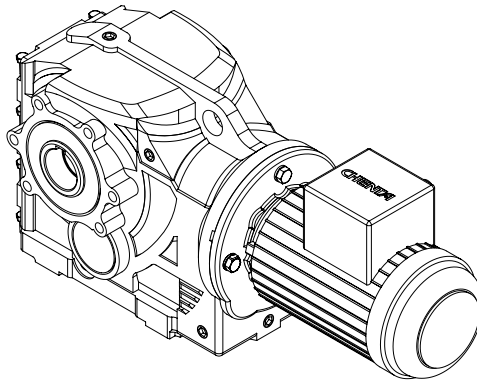
馬達入力實體圖 Couple with Motor



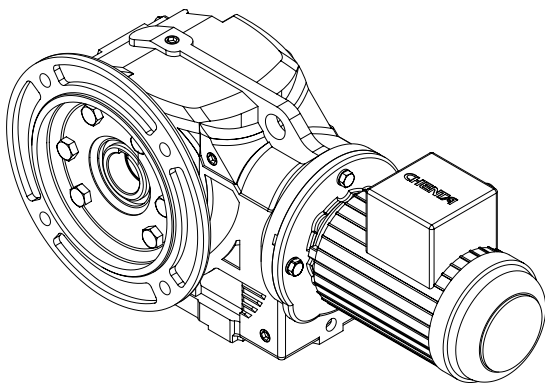
KHM...



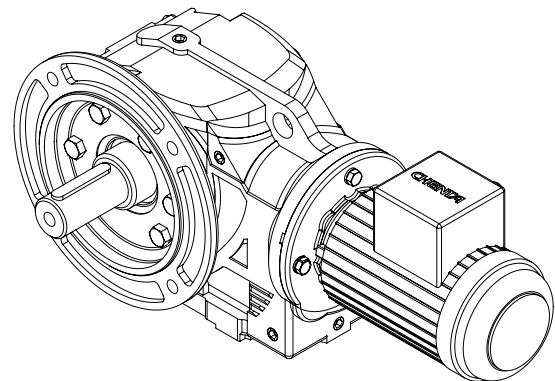
KSM...



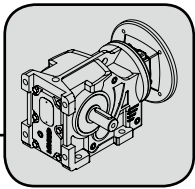
KAM...



KMM...



KNM...

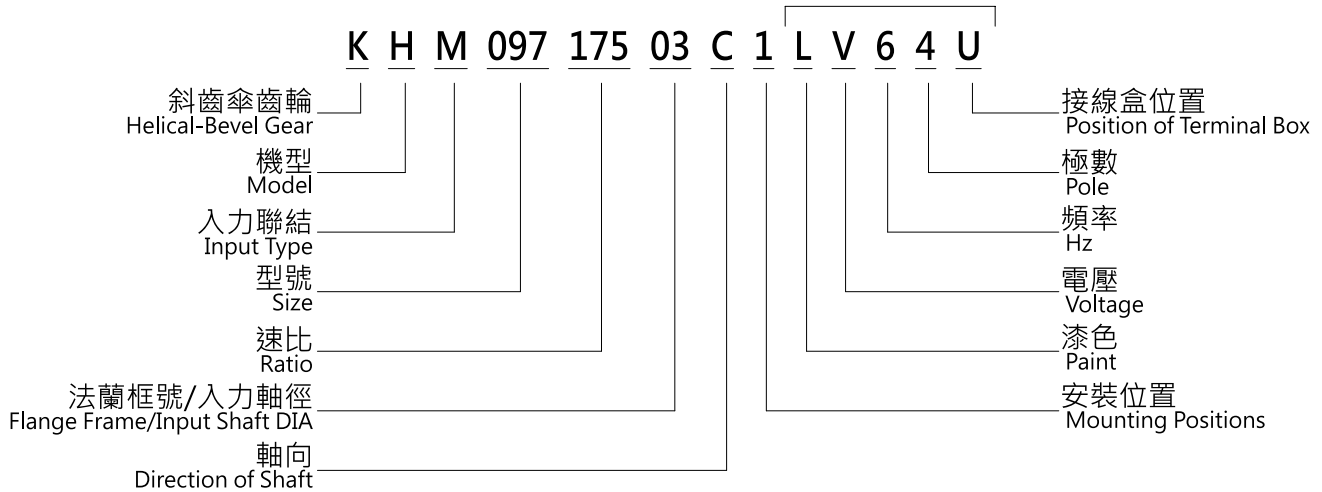


Helical-Bevel Gear Units

Order Code for Helical Bevel Unit

2.2 編碼說明 Order Code

馬達直結式欄位
Column only for Couple with Motor



機型 Model

- S 出力實心(臥)
Solid Output Shaft(Foot Mounting)
- H 出力中空(臥)
Hollow Output Shaft(Foot Mounting)
- N 出力實心法蘭
Solid Output Shaft With Mounting Flange
- A 出力中空
Hollow Output Shaft
- M 出力中空法蘭
Hollow Output Shaft With Mounting Flange

輸入聯結 Input Type

- F 法蘭輸入 IEC B5
Input Flange IEC B5
- B 法蘭輸入 IEC B14
Input Flange IEC B14
- N 法蘭輸入 NEMA
Input Flange NEMA
- S 實心輸入
Solid Input Shaft
- M 馬達直結
Couple With Motor

型號 Size

- 037 : 37
- 047 : 47
- 057 : 57
- 067 : 67
- 077 : 77
- 087 : 87
- 097 : 97
- 107 : 107

速比 Ratio

- 005 : 1/5
- 215 : 1/215

法蘭框號/輸入軸徑 Flange Frame/ Input Shaft DIA

公制框號 IEC Standard 4-Pole	英制框號 NEMA Standard	輸入軸徑 Input Shaft DIA
QQ : 1/4HP	01 : 56C	16 : Ø 16
HH : 1/2HP	02 : 143T	19 : Ø 24
01 : 1HP	04 : 182/184T	24 : Ø 24
02 : 2HP	06 : 213/215T	28 : Ø 28
03 : 3HP	08 : 254/256T	38 : Ø 38
05 : 5HP		42 : Ø 42
07 : 7.5HP		
10 : 10HP		
15 : 15HP		
20 : 20HP		

軸向 Direction of Shaft

A、B、C

安裝位置 Mounting Positions

M1、M2、M3、M4、M5、M6

漆色 Paint

L : 灰漆 Gray

電壓 Voltage

2 : 220/380	C : 220/400	H : 200/346
4 : 240/415	D : 230/400	K : 208/220
5 : 220/440	E : 230/440	M : 208/240
A : 220/230	F : 240/480	N : 380/660
B : 220/240	G : 120/208	V : 208~480

頻率 Hz

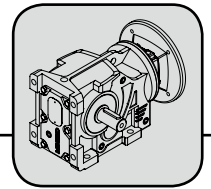
- 5 : 50Hz
- 6 : 60Hz

極數 Pole

- 2 : 2P
- 4 : 4P
- 6 : 6P
- 8 : 8P

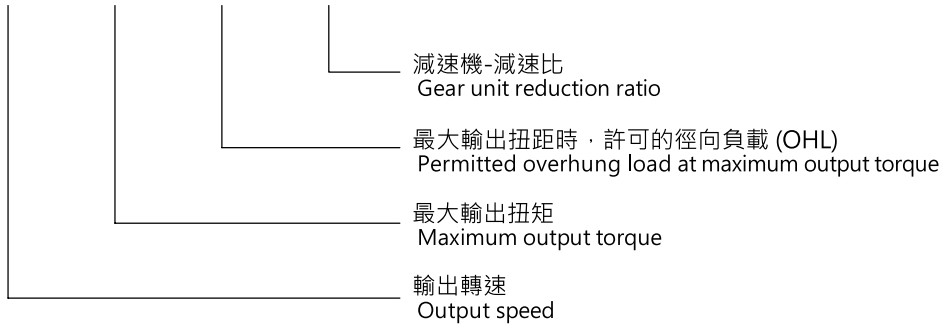
接線盒位置 Position of Terminal Box

U、D、L、R



2.3 許可配接表 Permitted Combinations

K107, $n_e=1400$ 1/min				8000 Nm									實心入力軸徑
na [1/min]	Mamax [Nm]	FRa [N]	i	100L	112M	132S	132M	160M	160L	180MC	180LC	200LC	Input shaft mm
9.8	8000	59170	143.55										Ø28
11	8000	55370	121.95										
13	8000	52460	107.04										Ø38
14	8000	51090	100.47										
15	8000	50000	95.48										Ø42
15	8000	48930	90.70										
17	8000	46960	82.38										
19	8000	45110	75.12										

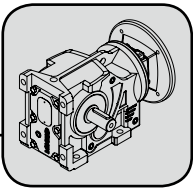


標準配接
Standard

法蘭 / 實心入力- 標準配接
Input Flange / Solid Input Shaft - Standard

馬達直結- 接受客製·請洽公司客服
Couple with motor - Customization accepted

Please contact our customer service

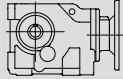



Helical-Bevel Gear Units

Information on Selection Tables

2.4 選型表 Selection Tables

K../.M

Pm [kW]	na [1/min]	Ma [Nm]	i	FRa [N]	fs			m [kg]
[1]	[2]	[3]	[4]	[5]	[6]	[7]	[8]	[9]

[1] 馬達額定功率
Rated power driving motor

[6] 操作係數
Service factor

[2] 輸出轉速
Output speed

[7] 減速機規格
Gear unit size

[3] 輸出扭矩
Output torque



[8] 馬達型號
Motor type

[4] 減速機-減速比
Gear unit reduction ratio

[9] 重量
Weight

[5] 出力端許可的徑向負載 (OHL)
Permissible overhung load output side

K..S

i	na [1/min]	Mamax [Nm]	Pe [kW]	FRa [N]	FRe [N]			m [kg]
[1]	[2]	[3]	[4]	[5]	[6]	[7]	[8]	[9]

K37

200Nm

[1] 減速機-減速比
Gear unit reduction ratio

[6] 入力端許可的徑向負載 (OHL)
Permitted overhung load on the input side

[2] 輸出轉速
Output speed

[7] 減速機規格
Gear unit size

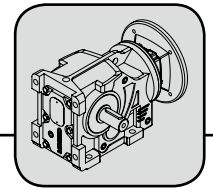
[3] 最大許可輸出扭矩
Maximum permitted output torque

[8] 入力端軸徑
Input shaft diameter

[4] 減速機許可入力功率
Calculated drive power of the gear unit

[9] 重量
Weight

[5] 最大輸出扭矩時·許可的徑向負載 (OHL)
Permitted overhung load at maximum output torque

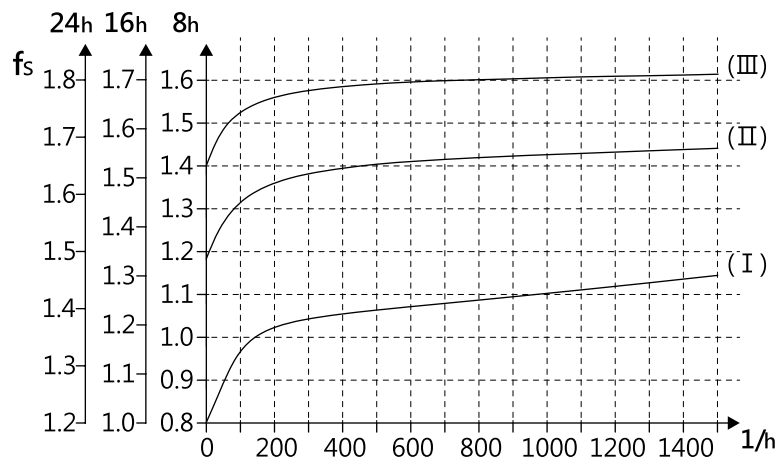


2.5 操作係數選用 Determining The Service Factor

為確保減速機在不同環境與使用條件下可正常運作，可由[操作係數表]選用合適型號來使用，決定操作係數前必須先確定減速機一天運轉時數、每小時起停次數和負載類型。

The service factor is determined along with the daily operating time (hours/day), operating condition (continuous or intermittent) and level of load; for a proper gear selection, please determine the service factor accordingly.

$$M_a \times f_s \leq M_{amax}$$

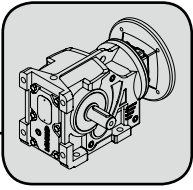


操作係數表
Service Factor

負載類型	I 平均負載：慣性加速系數 ≤ 0.2
Load	Light shocks : mass acceleration factor
Classification	II 中級衝擊負載：慣性加速系數 ≤ 3
	Moderate shocks : mass acceleration factor
	III 重級衝擊負載：慣性加速系數 ≤ 10
	Heavy shocks : mass acceleration factor

$$\text{慣性加速系數} = \frac{\text{所有外部的慣性矩}}{\text{馬達的慣性矩}}$$

Mass acceleration factor = $\frac{\text{all exterior moments of inertia}}{\text{moments of inertia drive motors}}$



Helical-Bevel Gear Units

Determining the Service Factor

[所有外部的慣性矩] - 減速機與驅動設備所產生的慣性矩，需要轉換成等效馬轉速下之慣性矩，公式如下：

[All exterior moments of inertia] - recalculated to motor speed, formula

$$J_x = J \times \left(\frac{n}{n_M} \right)^2$$

- J_x : 馬達軸心等效慣性矩
mass moment of inertia scaled down to the motor shaft
- J : 減速機輸出轉速下的慣性矩
mass moment of inertia with reference to the output speed of the gear unit
- n : 減速機輸出轉速
output speed of the gear unit
- n_M : 馬達轉速
motor speed

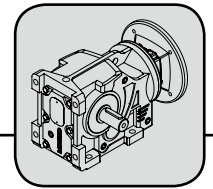
操作系數計算 Calculation of service factor

$$f_s = \frac{M_{amax}}{M_a}$$

- M_{amax} : 減速機最大輸出扭矩
the maximum permitted continuous torque
- M_a : 減速機輸出扭矩
output torque of the gear unit

例 慣性加速系數 2.5(負載類型 II)，一天運轉 14 小時(選 16h/天)，每小時起停次數為 300 次。... 查表可得 $f_s=1.51$ 。
根據選型表所選擇減速機的 f_s 則需 ≥ 1.51 。

EX If the mass acceleration factor is 2.5 (Moderate shocks II), the operating time is 14 hours per day in an intermittent condition by 300 times per hour. We can acquire $f_s=1.51$ from the f_s chart; according to selection tables, we will know to select the gear unit with $f_s \geq 1.51$.



2.6 公差 Tolerances

軸心高度

Shaft heights

下列公差適用於外型圖標註之尺寸：

The following tolerances apply to the indicated dimensions:

$h \leq 250 \text{ mm} \rightarrow -0.5 \text{ mm}$

$h > 250 \text{ mm} \rightarrow -1 \text{ mm}$

底座安裝減速機：需檢查所使用的馬達，因為它有可能會超出安裝面的下方。

Foot-mounted gear units: Check the mounted motor because it may project below the mounting surface.

軸端

Shaft ends

直徑公差：

Diameter tolerance:

$\varnothing \leq 50 \text{ mm} \rightarrow k6$

$\varnothing > 50 \text{ mm} \rightarrow m6$

中心孔：

Center bores

$\varnothing > 24...30 \text{ mm} \rightarrow M10$

$\varnothing > 30...38 \text{ mm} \rightarrow M12$

$\varnothing > 38...50 \text{ mm} \rightarrow M16$

$\varnothing > 50...85 \text{ mm} \rightarrow M20$

$\varnothing > 85...130 \text{ mm} \rightarrow M24$

中空軸

Hollow shafts

直徑公差：

Diameter tolerance:

$\varnothing H7$

出力法蘭

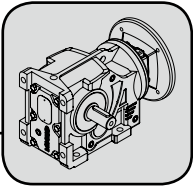
Output Flanges

定位唇公差：

Centering shoulder tolerance:

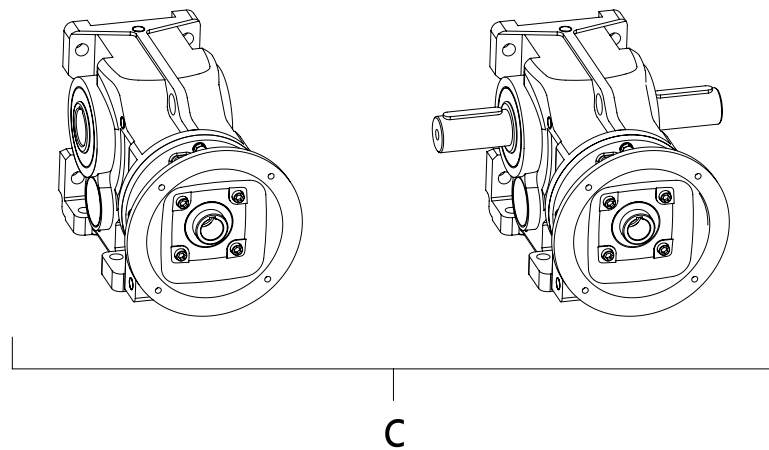
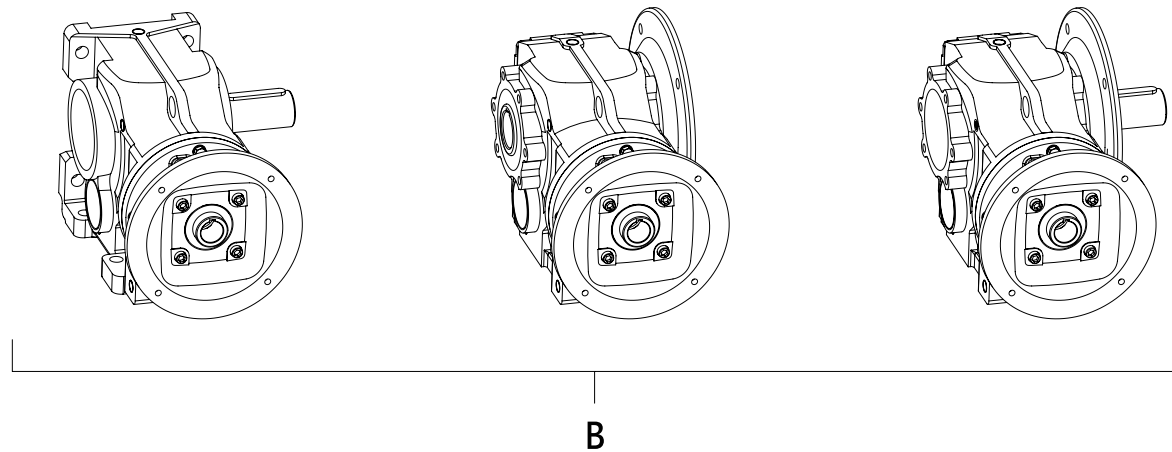
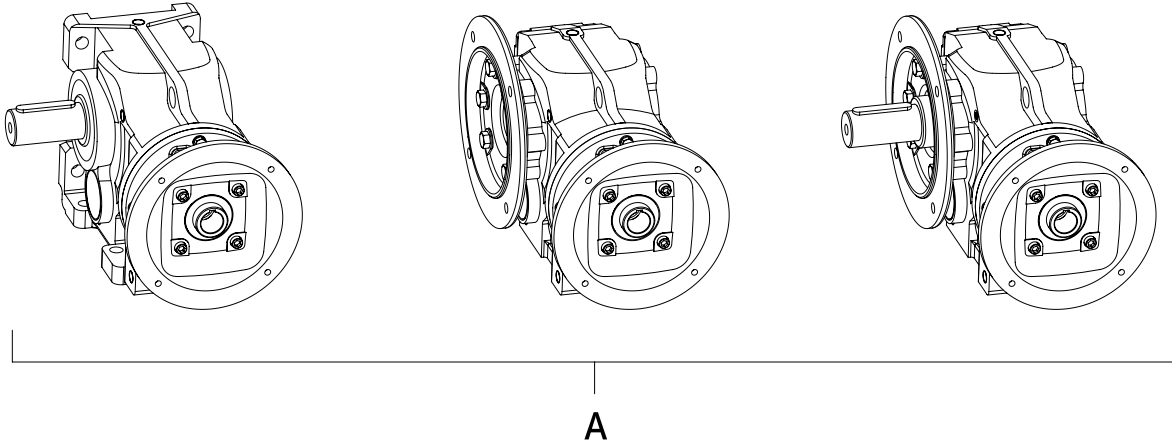
$\varnothing \leq 230 \text{ mm} \rightarrow j6$

$\varnothing > 230 \text{ mm} \rightarrow h6$

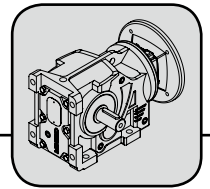


Helical-Bevel Gear Units
Direction of Shaft

2.7 軸向表 Direction of Shaft



2

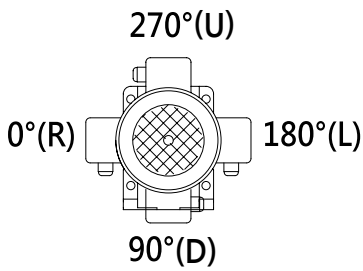


2.8 安裝位置 Mounting Positions

KS../KH..37-107

接線盒位置 Position of Terminal Box

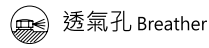
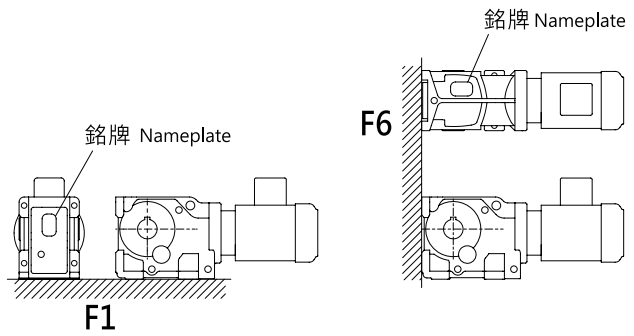
若未特別指示,標準安裝位置為"U"
Standard position "U", unless specific requirements



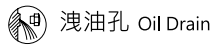
安裝面 Mounting Surface

若未特別指示,標準安裝面為F1
Standard mounting surface F1, unless specific requirements

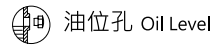
安裝面為F6時,位於安裝面的塞頭及銘牌會移至其他相對應的位置
The position of plug and nameplate might vary depending on the mounting surface



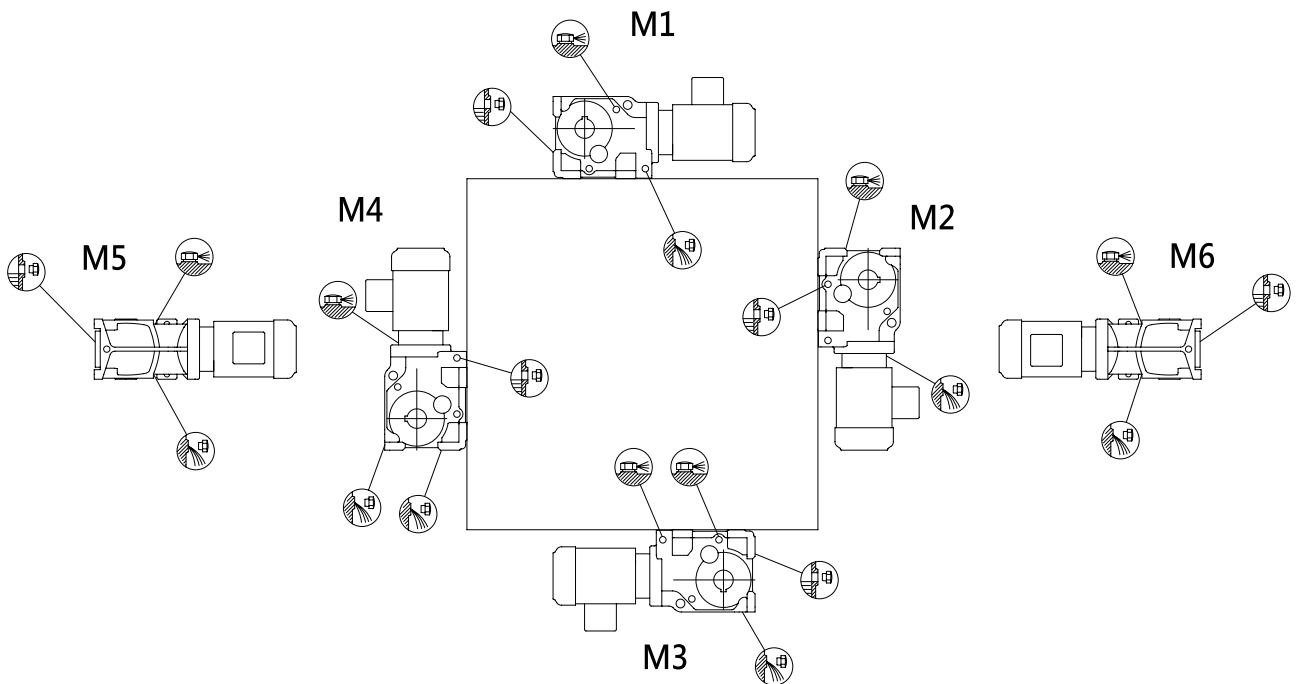
透氣孔 Breather

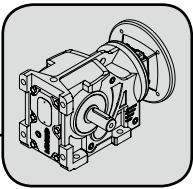


洩油孔 Oil Drain



油位孔 Oil Level





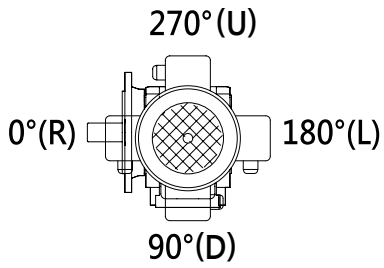
Helical-Bevel Gear Units

Mounting positions

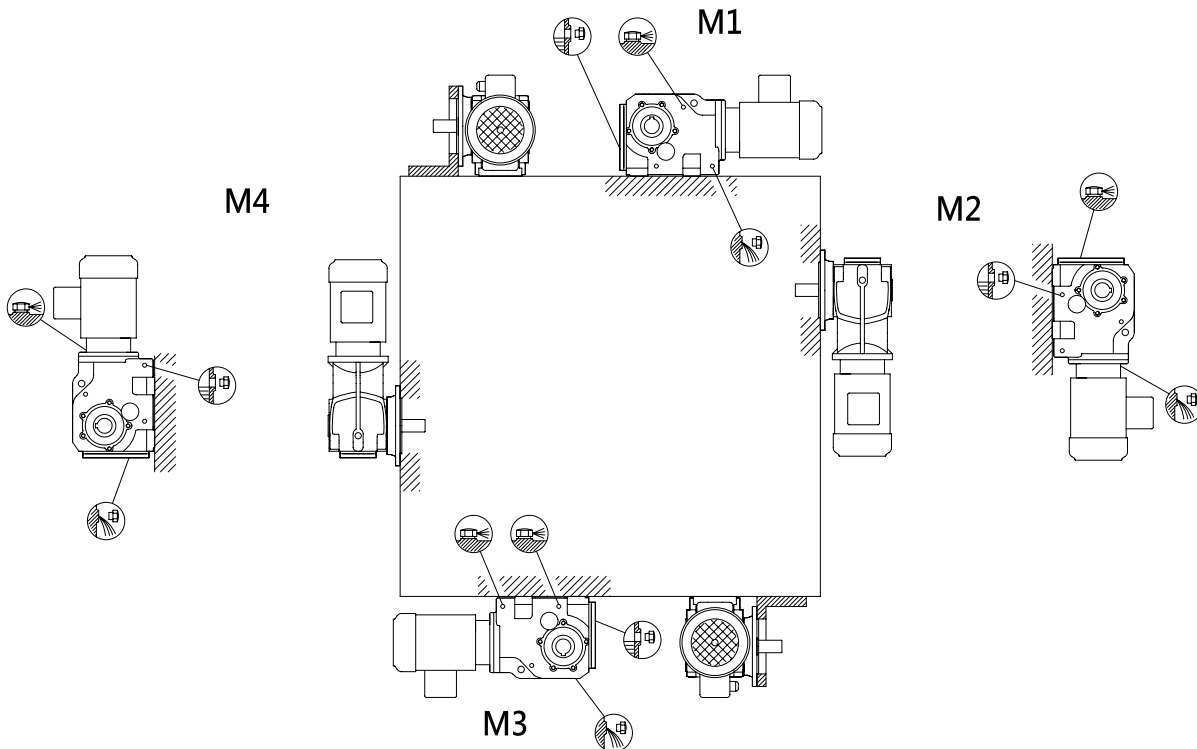
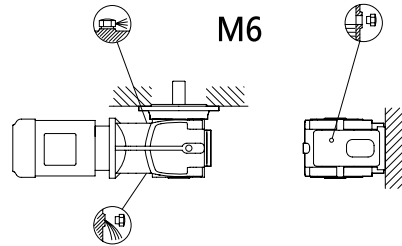
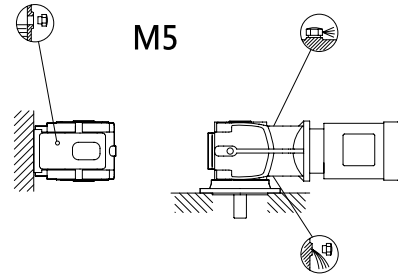
KA../KN../KM../KT..37-107

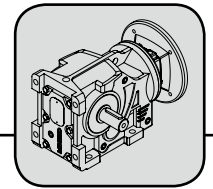
接線盒位置 Position of Terminal Box

若未特別指示,標準安裝位置為"U"
Standard position "U", unless specific requirements



透氣孔 Breather
 洩油孔 Oil Drain
 油位孔 Oil Level





2.9 油量表 Lubricant Volume

潤滑油用量 & 潤滑油選定表 Lubricant Volume & Lubricant Selection

標準負荷， 入力轉速600PRM或以上 Standard Load, Input 600 RPM or more.				
環境溫度 Temperature(C°)	中油 CPC	ISO VG	Mobil	Shell
-30~-15	HD 100	VG 100	Mobilgear 627	Omala 100
-15~-3	HD 150	VG 150	Mobilgear 629	Omala 150
-3~23	HD 220	VG 220	Mobilgear 630	Omala 220
23~40	HD 320	VG 320	Mobilgear 632	Omala 320
40~80	HD 460	VG 460	Mobilgear 634	Omala 460

超重負荷， 入力轉速600RPM或以上 Heavy Load, Input 600 RPM or more.				
環境溫度 Temperature(C°)	中油 CPC	ISO VG	Mobil	Shell
-30~-15	HD 150	VG 150	Mobilgear 629	Omala 150
-15~-3	HD 220	VG 220	Mobilgear 630	Omala 220
-3~23	HD 320	VG 320	Mobilgear 632	Omala 320
23~40	HD 460	VG 460	Mobilgear 634	Omala 460
40~80	HD 680	VG 680	Mobilgear 636	Omala 680

出力轉速>100R.P.M,使用中油國光牌HD220極壓機油或同級品

output RPM<100R.P.M, please use CPC HD-220 E.P. lubricant or equivalent

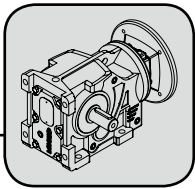
出力轉速<100R.P.M,使用中油國光HD320極壓機油或同級品

output PRM<100R.P.M, please use CPC HD-320 E.P. lubricant or equivalent

用油量參照表 單位：升 Lubricant Volume (L)						
減速機型號 Gear unit	M1	M2	M3	M4	M5	M6
K..37	0.50	1.00	1.00	1.40	1.00	1.00
K..47	0.80	1.30	1.60	2.15	1.60	1.60
K..57	1.30	2.30	2.70	3.15	2.90	2.70
K..67	1.10	2.40	2.70	3.70	2.60	2.60
K..77	2.10	4.10	4.60	5.90	4.40	4.40
K..87	3.70	8.20	8.80	11.1	8.00	8.00
K..97	7.00	14.7	15.7	20.0	15.7	15.7
K..107	10.0	20.5	24.0	32.4	24.0	24.0

以上數據僅供參考

RECOMMENDATIONS



Helical-Bevel Gear Units

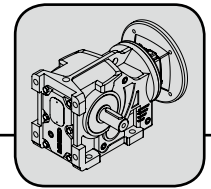
Permitted Combinations

1400 Input Rpm

3.1 許可配接表 1400Rpm Permitted Combinations

K37, ne=1400 1/min								200 Nm	實心入力軸徑 Input shaft mm
na [1/min]	Mamax [Nm]	FRa [N]	i	63	71	80	90L		
9.3	200	5530	150.47					Ø16	
10	200	5300	134.96						
12	200	5000	116.28						
13	200	4830	106.21						
15	200	4580	92.84						
17	200	4400	83.69						
19	200	4220	75.58						
21	200	4040	67.80						
23	200	3830	59.67						
28	200	3550	49.51						
31	200	3390	44.46						
37	200	3170	37.97						
43	197	2960	32.19						Ø19
53	190	2740	26.40						
54	187	2530	25.73						
61	187	2400	23.10						
71	186	2220	19.73						
84	185	2040	16.73						
91	177	2200	15.32						
107	177	2040	13.08						
126	177	1880	11.09						
154	176	1700	9.09						
176	176	1380	7.96						
206	167	1310	6.80						
243	158	1230	5.76						
296	148	1140	4.73						

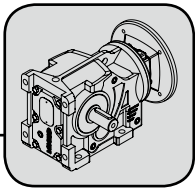
K47, ne=1400 1/min										實心入力軸徑 Input shaft mm
na [1/min]	Mamax [Nm]	FRa [N]	i	63	71	80	90L	100L	112M	
11	400	5630	130.79							Ø16
12	400	5350	116.81							
13	400	5180	108.86							
14	400	4910	96.90							
16	400	4660	86.89							Ø19
18	400	4380	76.33							
20	400	4250	71.78							
24	400	3890	58.99							
26	388	3710	53.29							
30	384	3530	47.08							
34	381	3310	41.36							
36	373	3240	38.89							
45	351	2970	31.35							
48	338	2940	28.88							
53	337	2770	26.30							
57	335	2680	24.73							
68	302	2620	20.65							
76	300	2450	18.36							
82	283	2460	16.99							
107	275	2150	13.13							
130	256	2030	10.80							
141	237	2060	9.95							
197	212	1840	7.11							
239	199	1720	5.85							



1400 Input Rpm

K57, ne=1400 1/mi										600 Nm	實心入力軸徑 Input shaft mm
na [1/min]	Mamax [Nm]	FRa [N]	i	63	71	80	90L	100L	112M		
9.3	600	7470	149.93								Ø19
11	600	7010	130.88								
12	600	6650	118.43								
13	600	6360	108.29								
15	600	5960	95.70								
17	600	5580	84.31								
20	600	4990	69.12								
21	600	4820	65.13								
25	600	4400	56.22								
30	600	4410	47.35								
32	580	3790	44.43								
34	577	4220	41.71								
41	575	3730	34.20								
43	572	3610	32.22								
50	500	3710	27.82								
54	470	3170	25.76								
63	444	3000	22.24								
80	406	2760	17.57								
110	397	2790	12.75								
127	385	2610	11.00								
161	370	2330	8.69								

K67, ne=1400 1/min										820 Nm	實心入力軸徑 Input shaft mm
na [1/min]	Mamax [Nm]	FRa [N]	i	63	71	80	90L	100L	112M		
9.4	820	9560	149.56								Ø19
11	820	8840	130.56								
12	820	8330	118.14								
13	820	7360	108.03								
15	793	6930	95.46								
17	764	6660	84.10								
20	720	6280	68.95								
22	707	6170	64.97								
25	676	5910	56.09								
30	687	5430	46.33								
32	630	5500	44.32								
37	648	5110	37.98								
39	636	5020	35.79								
42	578	5040	33.26								
45	609	4810	30.90								
51	545	4750	27.27								
54	535	4670	25.70								
57	567	4480	24.42								
63	512	4460	22.18								
80	477	4160	17.53								
99	482	3800	14.16								
115	461	3640	12.22								
145	429	3390	9.66								



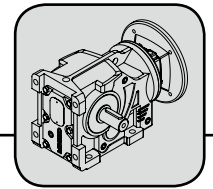
Helical-Bevel Gear Units

Permitted Combinations

1400 Input Rpm

K77 , ne=1400 1/min									1550 Nm	實心入力軸徑 Input shaft mm
na [1/min]	Mamax [Nm]	FRa [N]	i	80	90L	100L	112M	132S		
7.2	1451	16730	194.36						Ø16	
7.8	1345	16080	180.17							
8.7	1200	15120	160.76							
9.7	1076	14240	144.13							
11	918	13000	122.94							
13	816	12120	109.30							
14	1550	11520	100.66							
16	1550	10740	90.08							
18	1550	9760	78.07							
22	1550	8490	64.06						Ø24	
25	1506	8130	57.05							
27	1457	7870	51.18							
30	1422	7680	47.12							
35	1351	7300	39.76						Ø38	
46	1233	6050	30.48							
51	1194	5860	27.34							
56	1165	5710	25.17							
62	1140	6150	22.57							
66	1107	5430	21.24							
69	1103	5960	20.24							
75	1076	5810	18.64							
89	1023	5520	15.73							
116	934	4580	12.06							
129	904	4430	10.81							
141	882	4330	9.96							
167	838	4110	8.40							

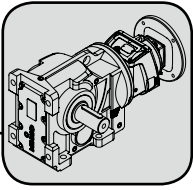
K87 , ne=1400 1/min										2700 Nm	實心入力軸徑 Input shaft mm
na [1/min]	Mamax [Nm]	FRa [N]	i	80	90L	100L	112M	132S	132M	160M	
6.5	1602	23400	214.50								Ø19
7.4	1422	22030	190.38								
7.8	1346	21420	180.32								
9.2	1132	19540	151.59								
11	2700	17900	129.25								
12	2700	16960	117.56								Ø28
13	2700	16140	108.00								
15	2700	14830	93.84								
17	2663	13930	82.86								Ø38
19	2595	13150	72.35								
23	2517	12250	61.42								
26	2454	11550	53.63								
28	2426	11240	50.45								
32	2358	10500	43.31								Ø42
35	2319	8620	39.60								
43	2275	7530	32.41								
49	2184	7230	28.30								
53	2145	7100	26.63								
61	2049	6780	22.86								
67	1994	6600	20.90								
89	1829	6050	15.66								
109	1722	5700	12.82								
125	1654	5470	11.19								
133	1624	5370	10.53								
155	1551	5130	9.04								
169	1510	5000	8.27								



1400 Input Rpm

K97 , ne=1400 1/min				4300 Nm							實心入力軸徑 Input shaft mm
na [1/min]	Mamax [Nm]	FRa [N]	i	100L	112M	132S	132M	160M	160L	180M	
8.0	4300	38060	174.75								Ø28
9.1	4300	35890	154.10								
10	4300	34370	140.71								
12	4300	31800	119.87								Ø38
12	4300	30800	112.43								
14	4300	29230	101.37								
16	4300	27450	89.79								
17	4300	25830	80.07								
20	4300	24330	71.78								
22	4300	22960	64.72								Ø42
26	4300	20420	52.96								
30	3266	21880	47.16								
33	3274	20560	42.28								
37	3280	19360	38.12								
45	3295	17110	31.19								
59	3948	13410	23.92								Ø48
66	3814	12960	21.33								
73	3692	12540	19.12								
81	3579	12160	17.24								
99	3369	11450	14.11								
111	2826	11310	12.56								
124	2735	10950	11.26								
138	2651	10610	10.16								
168	2496	9990	8.31								





K107 , ne=1400 1/min				8000 Nm											實心入力軸徑 Input shaft mm
na [1/min]	Mamax [Nm]	FRa [N]	i	100L	112M	132S	132M	160M	160L	180M	180L	200L	225S	225M	
9.8	8000	59170	143.55												Ø28
11	8000	55370	121.95												
13	8000	52460	107.04												
14	8000	51090	100.47												Ø38
15	8000	50000	95.48												
15	8000	48930	90.70												Ø42
17	8000	46960	82.38												
19	8000	45110	75.12												
21	8000	42710	66.33												Ø48
24	8000	40150	57.78												
31	7700	36840	45.81												
33	7600	35630	41.96												
37	7400	34510	37.96												
43	7200	32630	32.59												
47	7100	31490	29.71												
61	6800	28500	22.86												
71	6600	27100	19.84												
87	6450	24840	16.13												
96	6400	23740	14.59												
130	5900	19890	10.77												
161	5400	19010	8.67												

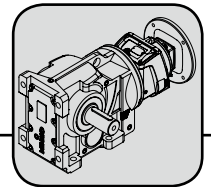






Helical-Bevel Gear Units

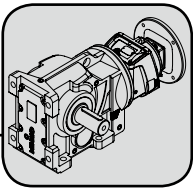
Permitted Combinations

1400 Input Rpm

K47R37 , ne=1400 1/min				400 Nm			
na [1/min]	Mamax [Nm]	FRa [N]	i	63	71	80	90L
 3  3							
0.14	400	5590	10364				
0.16	400	5590	8561				
0.18	400	5590	7672				
0.20	400	5590	6987				
0.24	400	5590	5929				
0.28	400	5590	5011				
0.30	400	5590	4644				
0.34	400	5590	4085				
0.39	400	5590	3589				
0.45	400	5590	3081				
0.50	400	5590	2784				
0.59	400	5590	2366				
0.68	400	5590	2072				
0.77	400	5590	1821				
0.85	400	5590	1645				
0.97	400	5590	1445				
 3  2							
1.1	400	5590	1306				
1.2	400	5590	1177				
1.3	400	5590	1063				
1.5	400	5590	953				
1.7	400	5590	842				
2.0	400	5590	707				
2.1	400	5590	651				
2.5	400	5590	552				
2.8	400	5590	508				
3.1	400	5590	456				
3.6	400	5590	390				
4.0	400	5590	351				
4.8	400	5590	289				
5.7	400	5590	245				
6.3	400	5590	223				
6.9	400	5590	202				
8.0	400	5590	175				
9.3	400	5590	151				
11	400	5590	128				
13	400	5590	106				
14	400	5590	98				







K57R37 , ne=1400 1/min				600 Nm			
na [1/min]	Mamax [Nm]	FRa [N]	i	63	71	80	90L
 3  3							
0.12	600	7500	11665				
0.14	600	7500	10056				
0.15	600	7500	9563				
0.17	600	7500	8473				
0.18	600	7500	7634				
0.21	600	7500	6725				
0.25	600	7500	5513				
0.28	600	7500	4993				
0.31	600	7500	4547				
0.36	600	7500	3925				
0.41	600	7500	3421				
0.46	600	7500	3038				
0.48	600	7500	2937				
0.55	600	7500	2558				
0.62	600	7500	2253				
0.67	600	7500	2084				
0.76	600	7500	1836				
 3  2							
0.83	600	7500	1693				
0.92	600	7500	1527				
1.0	600	7500	1378				
1.1	600	7500	1242				
1.4	600	7500	1022				
1.6	600	7500	903				
1.8	600	7500	795				
2.0	600	7500	700				
2.3	600	7500	621				
2.5	600	7500	556				
2.9	600	7500	489				
3.3	600	7500	421				
3.9	600	7500	363				
4.4	600	7500	319				
5.0	600	7500	281				
5.8	600	7500	240				
6.4	600	7500	217				
7.1	600	7500	197				
8.4	600	7500	167				
9.7	600	7500	144				
11	600	7500	128				
13	600	7500	111				
15	600	7500	93				

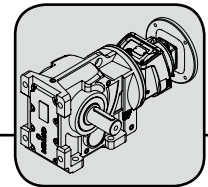


Helical-Bevel Gear Units





Permitted Combinations

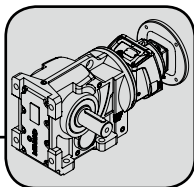
1400 Input Rpm

K67R37 , ne=1400 1/min				820 Nm			
na [1/min]	Mamax [Nm]	FRa [N]	i	63	71	80	90L
 3  3							
0.12	820	9500	11636				
0.14	820	9500	10031				
0.15	820	9500	9539				
0.17	820	9500	8224				
0.19	820	9500	7318				
0.22	820	9500	6447				
0.25	820	9500	5500				
0.29	820	9500	4813				
0.33	820	9500	4299				
0.38	820	9500	3725				
0.43	820	9500	3235				
0.48	820	9500	2930				
0.56	820	9500	2503				
0.62	820	9500	2248				
0.71	820	9500	1959				
 3  2							
0.77	820	9500	1858				
0.82	820	9500	1708				
0.92	820	9500	1523				
1.0	820	9500	1374				
1.2	820	9500	1135				
1.4	820	9500	1023				
1.6	820	9500	901				
1.7	820	9500	809				
2.0	820	9500	691				
2.3	820	9500	605				
2.6	820	9500	544				
2.8	820	9500	496				
3.2	820	9500	444				
3.6	820	9500	394				
3.9	820	9500	359				
4.3	820	9500	323				
5.1	820	9500	273				
5.7	820	9500	245				
6.3	820	9500	222				
7.3	820	9500	191				
8.5	820	9500	165				
9.9	820	9500	142				
11	820	9500	124				



1400 Input Rpm





K77R37 , ne=1400 1/min				1550 Nm			
na [1/min]	Mamax [Nm]	FRa [N]	i	63	71	80	90L
 3  3							
0.09	1550	13720	15123				
0.10	1550	13720	13928				
0.12	1550	13720	12007				
0.14	1550	13720	10117				
0.15	1550	13720	9054				
0.17	1550	13720	8245				
0.22	1550	13720	6438				
0.24	1550	13720	5863				
0.27	1550	13720	5110				
0.31	1550	13720	4472				
0.35	1550	13720	3983				
0.39	1550	13720	3573				
0.45	1550	13720	3082				
0.51	1550	13720	2765				
0.57	1550	13720	2461				
 3  2							
0.63	1550	13720	2207				
0.70	1550	13720	2008				
0.81	1550	13720	1724				
0.90	1550	13720	1557				
1.0	1550	13720	1398				
1.1	1550	13720	1254				
1.3	1550	13720	1041				
1.5	1550	13720	916				
1.7	1550	13720	806				
1.9	1550	13720	746				
2.3	1550	13720	616				
2.5	1550	13720	553				
2.9	1550	13720	485				
3.2	1550	13720	435				
3.8	1550	13720	369				
4.3	1550	13720	328				
4.8	1550	13720	294				
5.5	1550	13720	252				
6.2	1550	13720	226				
7.2	1550	13720	194				
8.0	1550	13720	175				
9.2	1550	13720	152				

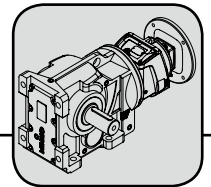






Helical-Bevel Gear Units

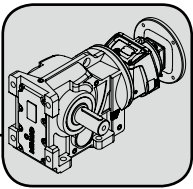
Permitted Combinations

1400 Input Rpm

K87R37 , ne=1400 1/min									2700 Nm
na [1/min]	Mamax [Nm]	FRa [N]	i	63	71	80	90L	100L	112M
 3  3									
0.09	2700	23422	14839						
0.11	2700	23422	12971						
0.12	2700	23422	11916						
0.14	2700	23422	10354						
0.15	2700	23422	9142						
0.18	2700	23422	7982						
0.20	2700	23422	6917						
0.24	2700	23422	5947						
0.27	2700	23422	5251						
0.31	2700	23422	4585						
0.33	2700	23422	4257						
0.39	2700	23422	3614						
0.44	2700	23422	3155						
0.51	2700	23422	2772						
0.58	2700	23422	2420						
0.63	2700	23422	2226						
 3  2									
0.68	2700	23422	2047						
0.78	2700	23422	1787						
0.84	2700	23422	1665						
0.99	2700	23422	1414						
1.1	2700	23422	1234						
1.3	2700	23422	1070						
1.4	2700	23422	978						
1.7	2700	23422	811						
1.9	2700	23422	728						
2.1	2700	23422	657						
2.5	2700	23422	562						
2.9	2700	23422	488						
3.2	2700	23422	432						
3.7	2700	23422	375						
4.2	2700	23422	331						
4.8	2700	23422	294						
5.7	2700	23422	245						
6.1	2700	23422	228						
6.9	2700	23422	201						
7.7	2700	23422	181						
8.9	2700	23422	158						
9.9	2700	23422	142						







K97R37 , ne=1400 1/min									4300 Nm
na [1/min]	Mamax [Nm]	FRa [N]	i	63	71	80	90L	100L	112M
 3  3									
0.08	4300	38063	18129						
0.09	4300	38063	16260						
0.09	4300	38063	15130						
0.10	4300	38063	14191						
0.11	4300	38063	13226						
0.13	4300	38063	11185						
0.14	4300	38063	10106						
0.15	4300	38063	9061						
0.17	4300	38063	8169						
0.20	4300	38063	6990						
0.24	4300	38063	5953						
0.26	4300	38063	5337						
0.30	4300	38063	4665						
0.35	4300	38063	4053						
0.41	4300	38063	3420						
0.43	4300	38063	3239						
0.50	4300	38063	2775						
 3  2									
0.57	4300	38063	2457						
0.67	4300	38063	2078						
0.76	4300	38063	1843						
0.85	4300	38063	1640						
0.95	4300	38063	1471						
1.15	4300	38063	1219						
1.2	4300	38063	1165						
1.3	4300	38063	1044						
1.6	4300	38063	878						
1.8	4300	38063	770						
2.2	4300	38063	642						
2.4	4300	38063	579						
2.9	4300	38063	487						
3.7	4300	38063	380						
4.1	4300	38063	341						
4.6	4300	38063	307						
5.4	4300	38063	259						
6.1	4300	38063	229						
6.8	4300	38063	205						

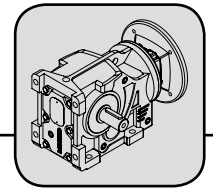


Helical-Bevel Gear Units

Permitted Combinations

1400 Input Rpm

K107R37 , ne=1400 1/min										8000 Nm
na [1/min]	Mamax [Nm]	FRa [N]	i	71	80	90L	100L	112M	132S	
 3  3										
0.10	8000	59170	14135							
0.11	8000	59170	12492							
0.13	8000	59170	10569							
0.15	8000	59170	9340							
0.17	8000	59170	8287							
0.19	8000	59170	7339							
0.23	8000	59170	6179							
0.25	8000	59170	5642							
0.28	8000	59170	5020							
0.31	8000	59170	4478							
0.36	8000	59170	3899							
0.41	8000	59170	3423							
0.46	8000	59170	3053							
0.53	8000	59170	2634							
0.61	8000	59170	2292							
0.67	8000	59170	2082							
 3  2										
0.77	8000	59170	1809							
0.87	8000	59170	1611							
0.99	8000	59170	1414							
1.2	8000	59170	1198							
1.4	8000	59170	992							
1.8	8000	59170	786							
2.0	8000	59170	685							
2.3	8000	59170	605							
2.7	8000	59170	524							
3.1	8000	59170	458							
3.6	8000	59170	393							
3.9	8000	59170	359							
4.4	8000	59170	317							
5.1	8000	59170	276							
5.6	8000	59170	249							
6.5	8000	59170	216							
7.3	8000	59170	193							
8.1	8000	59170	173							
9.0	8000	59170	156							
9.9	8000	59170	142							

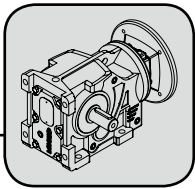


1750 Input Rpm

3.2 許可配接表 1750Rpm Permitted Combinations

K37, ne=1750 1/min								200 Nm	實心入力軸徑 Input shaft mm
na [1/min]	Mamax [Nm]	FRa [N]	i	63	71	80	90L		
12	200	5110	150.47					Ø16	
13	200	4890	134.96						
15	200	4620	116.28						
16	200	4460	106.21						
19	200	4220	92.84						
21	200	4050	83.69						
23	200	3890	75.58						
26	200	3720	67.80						
29	200	3530	59.67						
35	200	3260	49.51						
39	200	3120	44.46						
46	200	2910	37.97					Ø19	
54	197	2720	32.19						
66	190	2520	26.40						
68	187	2310	25.73						
76	187	2190	23.10						
89	186	2020	19.73						
105	185	1860	16.73						
114	177	2010	15.32						
134	177	1860	13.08						
158	177	1710	11.09						
192	176	1550	9.09						
220	176	1190	7.96						
257	167	1110	6.80						
304	158	1040	5.76						
370	148	940	4.73						

K47, ne=1750 1/min										實心入力軸徑 Input shaft mm
na [1/min]	Mamax [Nm]	FRa [N]	i	63	71	80	90L	100L	112M	
13	400	5170	130.79							Ø16
15	400	4910	116.81							
16	400	4750	108.86							
18	400	4500	96.90							
20	400	4270	86.89							Ø19
23	400	4000	76.33							
24	400	3880	71.78							
30	400	3540	58.99							
33	388	3380	53.29							
37	384	3210	47.08							
42	381	3000	41.36							
45	373	2940	38.89							
56	351	2700	31.35							
61	338	2660	28.88							
67	337	2510	26.30							
71	335	2430	24.73							
85	302	2380	20.65							
95	300	2220	18.36							
103	283	2230	16.99							
133	275	1950	13.13							
162	256	1840	10.80							
176	237	1870	9.95							
246	212	1670	7.11							
299	199	1560	5.85							



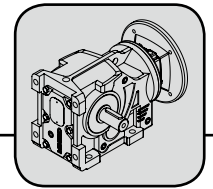
Helical-Bevel Gear Units

Permitted Combinations

1750 Input Rpm

K57, ne=1750 1/min										600 Nm	實心入力軸徑 Input shaft mm
na [1/min]	Mamax [Nm]	FRa [N]	i	63	71	80	90L	100L	112M		
12	600	6830	149.93								Ø19
13	600	6400	130.88								
15	600	6070	118.43								
16	600	5800	108.29								
18	600	5430	95.70								
21	600	5070	84.31								
25	600	4520	69.12								
27	600	4350	65.13								
31	600	3870	56.22								
37	600	3980	47.35								
39	580	3150	44.43								
42	577	3810	41.71								
51	575	3350	34.20								
54	572	3240	32.22								
63	500	3350	27.82								
68	470	2630	25.76								
79	444	2490	22.24								
100	406	2280	17.57								
137	397	2520	12.75								
159	385	2350	11.00								
201	370	2090	8.69								

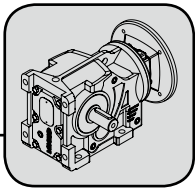
K67, ne=1750 1/min										800 Nm	實心入力軸徑 Input shaft mm
na [1/min]	Mamax [Nm]	FRa [N]	i	63	71	80	90L	100L	112M		
12	820	8730	149.56								Ø19
13	820	8060	130.56								
15	820	7100	118.14								
16	820	6720	108.03								
18	793	6470	95.46								
21	764	6230	84.10								
25	720	5870	68.95								
27	707	5770	64.97								
31	676	5510	56.09								
38	687	5070	46.33								
39	630	5140	44.32								
46	648	4780	37.98								
49	636	4700	35.79								
53	578	4720	33.26								
57	609	4490	30.90								
64	545	4440	27.27								
68	535	4360	25.70								
72	567	4190	24.42								
79	512	4170	22.18								
100	477	3890	17.53								
124	482	3550	14.16								
143	461	3400	12.22								
181	429	3170	9.66								



1750 Input Rpm

K77, ne=1750 1/min									1550 Nm	實心入力軸徑 Input shaft mm
na [1/min]	Mamax [Nm]	FRa [N]	i	80	90L	100L	112M	132S		
9.0	1451	12230	194.36						Ø16	
9.7	1345	11680	180.17							
11	1200	10890	160.76							
12	1076	10160	144.13							
14	918	9130	122.94							
16	816	8400	109.30							
17	1550	7910	100.66							
19	1550	7260	90.08							
22	1550	6450	78.07							
27	1550	5400	64.06						Ø24	
31	1506	5150	57.05							
34	1457	4980	51.18							
37	1422	4860	47.12							
44	1351	4620	39.76						Ø38	
57	1233	3610	30.48							
64	1194	3490	27.34							
70	1165	3410	25.17							
78	1140	3900	22.57							
82	1107	3240	21.24							
86	1103	3770	20.24							
94	1076	3680	18.64							
111	1023	3490	15.73							
145	934	2730	12.06							
162	904	2640	10.81							
176	882	2580	9.96							
208	838	2450	8.40							

K87, ne=1750 1/min										2700 Nm	實心入力軸徑 Input shaft mm
na [1/min]	Mamax [Nm]	FRa [N]	i	80	90L	100L	112M	132S	132M	160M	
8.2	1602	21500	214.50								Ø19
9.2	1422	20220	190.38								
9.7	1346	19650	180.32								
12	1132	17890	151.59								
14	2700	16350	129.25								
15	2700	15470	117.56								
16	2700	14710	108.00								
19	2700	13480	93.84								Ø28
21	2663	12640	82.86								
24	2595	11920	72.35								
28	2517	11100	61.42								Ø38
33	2454	10450	53.63								
35	2426	10160	50.45								
40	2358	9480	43.31								
44	2319	7690	39.60								
54	2275	7040	32.41								
62	2184	6760	28.30								Ø42
66	2145	6640	26.63								
77	2049	6340	22.86								
84	1994	6170	20.90								
112	1829	5660	15.66								
136	1722	5330	12.82								
156	1654	5120	11.19								
166	1624	5020	10.53								
194	1551	4800	9.04								
212	1510	4670	8.27								



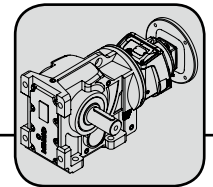
Helical-Bevel Gear Units

Permitted Combinations





1750 Input Rpm

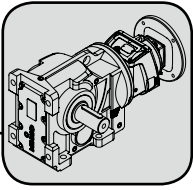
K97, ne=1750 1/min											4300 Nm	實心入力軸徑 Input shaft mm
na [1/min]	Mamax [Nm]	FRa [N]	i	100L	112M	132S	132M	160M	160L	180M		
10	4300	35090	174.75									Ø28
11	4300	33060	154.10									
12	4300	31640	140.71									
15	4300	29230	119.87									Ø38
16	4300	28300	112.43									
17	4300	26830	101.37									
19	4300	25160	89.79									
22	4300	23650	80.07									
24	4300	22250	71.78									Ø42
27	4300	20970	64.72									
33	4300	18590	52.96									
37	3266	20020	47.16									
41	3274	18790	42.28									
46	3280	17660	38.12									
56	3295	15560	31.19									
73	3948	12540	23.92									Ø48
82	3814	12120	21.33									
92	3692	11730	19.12									
102	3579	11370	17.24									
124	3369	10710	14.11									
139	2826	10580	12.56									
155	2735	10240	11.26									
172	2651	9930	10.16									
211	2496	9340	8.31									

K107, ne=1750 1/min														8000 Nm	實心入力軸徑 Input shaft mm
na [1/min]	Mamax [Nm]	FRa [N]	i	100L	112M	132S	132M	160M	160L	180M	180L	200L	225S	225M	
12	8000	53910	143.55												Ø28
14	8000	50350	121.95												
16	8000	47640	107.04												Ø38
17	8000	46360	100.47												
18	8000	45340	95.48												
19	8000	44350	90.70												Ø42
21	8000	42500	82.38												
23	8000	40780	75.12												
26	8000	38540	66.33												
30	8000	36150	57.78												Ø48
38	7700	33110	45.81												
42	7600	31990	41.96												
46	7400	30980	37.96												
54	7200	29260	32.59												
59	7100	28210	29.71												
77	6800	25480	22.86												
88	6600	24210	19.84												
108	6450	22120	16.13												
120	6400	21110	14.59												
163	5900	17480	10.77												
202	5400	16750	8.67												



1750 Input Rpm





K47R37 , ne=1750 1/min				400 Nm			
na [1/min]	Mamax [Nm]	FRa [N]	i	63	71	80	90L
 3  3							
0.17	400	5550	10364				
0.20	400	5550	8561				
0.23	400	5550	7672				
0.25	400	5550	6987				
0.30	400	5550	5929				
0.35	400	5550	5011				
0.38	400	5550	4644				
0.43	400	5550	4085				
0.49	400	5550	3589				
0.57	400	5550	3081				
0.63	400	5550	2784				
0.74	400	5550	2366				
0.84	400	5550	2072				
0.96	400	5550	1821				
1.1	400	5550	1645				
1.2	400	5550	1445				
 3  2							
1.3	400	5550	1306				
1.5	400	5550	1177				
1.6	400	5550	1063				
1.8	400	5550	953				
2.1	400	5550	842				
2.5	400	5550	707				
2.7	400	5550	651				
3.2	400	5550	552				
3.4	400	5550	508				
3.8	400	5550	456				
4.5	400	5550	390				
5.0	400	5550	351				
6.0	400	5550	289				
7.1	400	5550	245				
7.8	400	5550	223				
8.7	400	5550	202				
10	400	5550	175				
12	400	5550	151				
14	400	5550	128				
17	400	5550	106				
18	400	5550	98				

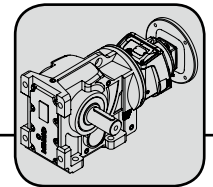


Helical-Bevel Gear Units





Permitted Combinations

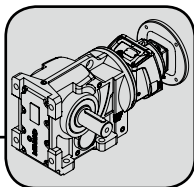
1750 Input Rpm

K57R37 , ne=1750 1/min				600 Nm			
na [1/min]	Mamax [Nm]	FRa [N]	i	63	71	80	90L
 3  3							
0.15	600	7440	11665				
0.17	600	7440	10056				
0.18	600	7440	9563				
0.21	600	7440	8473				
0.23	600	7440	7634				
0.26	600	7440	6725				
0.32	600	7440	5513				
0.35	600	7440	4993				
0.38	600	7440	4547				
0.45	600	7440	3925				
0.51	600	7440	3421				
0.58	600	7440	3038				
0.60	600	7440	2937				
0.68	600	7440	2558				
0.78	600	7440	2253				
0.84	600	7440	2084				
0.95	600	7440	1836				
 3  2							
1.0	600	7440	1693				
1.1	600	7440	1527				
1.3	600	7440	1378				
1.4	600	7440	1242				
1.7	600	7440	1022				
1.9	600	7440	903				
2.2	600	7440	795				
2.5	600	7440	700				
2.8	600	7440	621				
3.2	600	7440	556				
3.6	600	7440	489				
4.2	600	7440	421				
4.8	600	7440	363				
5.5	600	7440	319				
6.2	600	7440	281				
7.3	600	7440	240				
8.1	600	7440	217				
8.9	600	7440	197				
10	600	7440	167				
12	600	7440	144				
14	600	7440	128				
16	600	7440	111				
19	600	7440	93				



1750 Input Rpm





K67R37 , ne=1750 1/min				820 Nm			
na [1/min]	Mamax [Nm]	FRa [N]	i	63	71	80	90L
 3  3							
0.15	820	9490	11636				
0.17	820	9490	10031				
0.18	820	9490	9539				
0.21	820	9490	8224				
0.24	820	9490	7318				
0.27	820	9490	6447				
0.32	820	9490	5500				
0.36	820	9490	4813				
0.41	820	9490	4299				
0.47	820	9490	3725				
0.54	820	9490	3235				
0.60	820	9490	2930				
0.70	820	9490	2503				
0.78	820	9490	2248				
0.89	820	9490	1959				
 3  2							
0.94	820	9490	1858				
1.0	820	9490	1708				
1.1	820	9490	1523				
1.3	820	9490	1374				
1.5	820	9490	1135				
1.7	820	9490	1023				
1.9	820	9490	901				
2.2	820	9490	809				
2.5	820	9490	691				
2.9	820	9490	605				
3.2	820	9490	544				
3.5	820	9490	496				
3.9	820	9490	444				
4.4	820	9490	394				
4.9	820	9490	359				
5.4	820	9490	323				
6.4	820	9490	273				
7.2	820	9490	245				
7.9	820	9490	222				
9.1	820	9490	191				
11	820	9490	165				
12	820	9490	142				
14	820	9490	124				

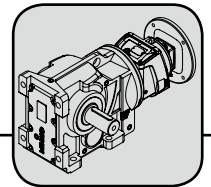






Helical-Bevel Gear Units

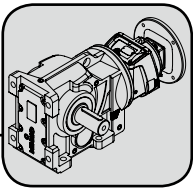
Permitted Combinations

1750 Input Rpm

K77R37 , ne=1750 1/min				1550 Nm			
na [1/min]	Mamax [Nm]	FRa [N]	i	63	71	80	90L
 3  3							
0.12	1550	13710	15123				
0.13	1550	13710	13928				
0.15	1550	13710	12007				
0.17	1550	13710	10117				
0.19	1550	13710	9054				
0.21	1550	13710	8245				
0.27	1550	13710	6438				
0.30	1550	13710	5863				
0.34	1550	13710	5110				
0.39	1550	13710	4472				
0.44	1550	13710	3983				
0.49	1550	13710	3573				
0.57	1550	13710	3082				
0.63	1550	13710	2765				
0.71	1550	13710	2461				
 3  2							
0.79	1550	13710	2207				
0.87	1550	13710	2008				
1.0	1550	13710	1724				
1.1	1550	13710	1557				
1.3	1550	13710	1398				
1.4	1550	13710	1254				
1.7	1550	13710	1041				
1.9	1550	13710	916				
2.2	1550	13710	806				
2.3	1550	13710	746				
2.8	1550	13710	616				
3.2	1550	13710	553				
3.6	1550	13710	485				
4.0	1550	13710	435				
4.7	1550	13710	369				
5.3	1550	13710	328				
5.9	1550	13710	294				
6.9	1550	13710	252				
7.7	1550	13710	226				
9.0	1550	13710	194				
10	1550	13710	175				
12	1550	13710	152				







K87R47 , ne=1750 1/min									2700 Nm		
na [1/min]	Mamax [Nm]	FRa [N]	i	63	71	80	90L	100L	112M		
 3  3											
0.12	2700	23422	14839								
0.13	2700	23422	12971								
0.15	2700	23422	11916								
0.17	2700	23422	10354								
0.19	2700	23422	9142								
0.22	2700	23422	7982								
0.25	2700	23422	6917								
0.29	2700	23422	5947								
0.33	2700	23422	5251								
0.38	2700	23422	4585								
0.41	2700	23422	4257								
0.48	2700	23422	3614								
0.55	2700	23422	3155								
0.63	2700	23422	2772								
0.72	2700	23422	2420								
0.79	2700	23422	2226								
 3  2											
0.86	2700	23422	2047								
0.98	2700	23422	1787								
1.1	2700	23422	1665								
1.2	2700	23422	1414								
1.4	2700	23422	1234								
1.6	2700	23422	1070								
1.8	2700	23422	978								
2.2	2700	23422	811								
2.4	2700	23422	728								
2.7	2700	23422	657								
3.1	2700	23422	562								
3.6	2700	23422	488								
4.1	2700	23422	432								
4.7	2700	23422	375								
5.3	2700	23422	331								
6.0	2700	23422	294								
7.1	2700	23422	245								
7.7	2700	23422	228								
8.7	2700	23422	201								
9.7	2700	23422	181								
11	2700	23422	158								
12	2700	23422	142								

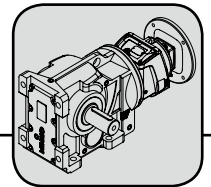






Helical-Bevel Gear Units

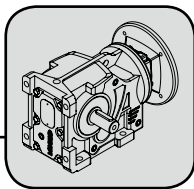
Permitted Combinations

1750 Input Rpm


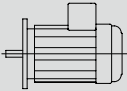
K97R47 , ne=1750 1/min									4300 Nm
na [1/min]	Mamax [Nm]	FRa [N]	i	63	71	80	90L	100L	112M
 3  3									
0.10	4300	38000	18129						
0.11	4300	38000	16260						
0.12	4300	38000	15130						
0.12	4300	38000	14191						
0.13	4300	38000	13226						
0.16	4300	38000	11185						
0.17	4300	38000	10106						
0.19	4300	38000	9061						
0.21	4300	38000	8169						
0.25	4300	38000	6990						
0.29	4300	38000	5953						
0.33	4300	38000	5337						
0.38	4300	38000	4665						
0.43	4300	38000	4053						
0.51	4300	38000	3420						
0.54	4300	38000	3239						
0.63	4300	38000	2775						
 3  2									
0.71	4300	38000	2457						
0.84	4300	38000	2078						
0.95	4300	38000	1843						
1.1	4300	38000	1640						
1.2	4300	38000	1471						
1.4	4300	38000	1219						
1.5	4300	38000	1165						
1.7	4300	38000	1044						
2.0	4300	38000	878						
2.3	4300	38000	770						
2.7	4300	38000	642						
3.0	4300	38000	579						
3.6	4300	38000	487						
4.6	4300	38000	380						
5.1	4300	38000	341						
5.7	4300	38000	307						
6.8	4300	38000	259						
7.6	4300	38000	229						
8.5	4300	38000	205						

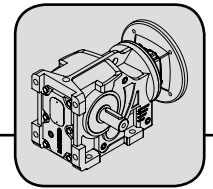


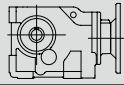
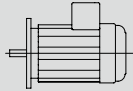
K107R77 , ne=1400 1/min									8000 Nm
na [1/min]	Mamax [Nm]	FRa [N]	i	71	80	90L	100L	112M	132S
 3  3									
0.12	8000	59120	14135						
0.14	8000	59120	12492						
0.17	8000	59120	10569						
0.19	8000	59120	9340						
0.21	8000	59120	8287						
0.24	8000	59120	7339						
0.28	8000	59120	6179						
0.31	8000	59120	5642						
0.35	8000	59120	5020						
0.39	8000	59120	4478						
0.45	8000	59120	3899						
0.51	8000	59120	3423						
0.57	8000	59120	3053						
0.66	8000	59120	2634						
0.76	8000	59120	2292						
0.84	8000	59120	2082						
 3  2									
0.97	8000	59120	1809						
1.1	8000	59120	1611						
1.2	8000	59120	1414						
1.5	8000	59120	1198						
1.8	8000	59120	992						
2.2	8000	59120	786						
2.6	8000	59120	685						
2.9	8000	59120	605						
3.3	8000	59120	524						
3.8	8000	59120	458						
4.4	8000	59120	393						
4.9	8000	59120	359						
5.5	8000	59120	317						
6.3	8000	59120	276						
7.0	8000	59120	249						
8.1	8000	59120	216						
9.1	8000	59120	193						
10	8000	59120	173						
11	8000	59120	156						
12	8000	59120	142						

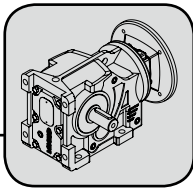


3.3 選型表 1400Rpm Selection Tables K..F/..M

Pm [kW]	na [1/min]	Ma [Nm]	i	FRa [N]	fs			m [kg]		
0.12 (0.16HP)	0.20	4763	6990	38063	0.81		63			
	0.24	4057	5953	38063	0.95					
	0.26	3637	5337	38063	1.06					
	0.30	3179	4665	38063	1.22					
	0.35	2762	4053	38063	1.40					
	0.41	2331	3420	38063	1.66					
	0.43	2219	3239	38063	1.69					
	0.50	1891	2775	38063	2.05					
	0.57	1726	2457	38063	2.23					
	0.67	1468	2078	38063	2.64					
	0.76	1295	1843	38063	3.08					
	0.85	1153	1640	38063	3.46					
	0.95	1035	1471	38063	3.73					
	1.15	855	1219	38063	4.50					
	1.20	818	1165	38063	4.87					
1.34	734	1044	38063	5.25						
0.34	2770	4257	23422	0.81		63				
0.39	2463	3614	23422	0.99						
0.44	2150	3155	23422	1.13						
0.51	1889	2772	23422	1.29						
0.58	1649	2420	23422	1.47						
0.63	1517	2226	23422	1.60						
0.68	1438	2047	23422	1.74						
0.78	1255	1787	23422	2.00						
0.84	1171	1665	23422	2.07						
0.99	995	1414	23422	2.44						
1.13	867	1234	23422	2.89						
1.31	752	1070	23422	3.33						
1.43	687	978	23422	3.64						
1.73	569	811	23422	4.24						
1.92	511	728	23422	4.90						
2.13	462	657	23422	5.42						
0.57	1677	2461	13720	0.83		63				
0.63	1551	2207	13720	0.93						
0.70	1411	2008	13720	1.02						
0.81	1211	1724	13720	1.19						
0.90	1094	1557	13720	1.31						
1.00	982	1398	13720	1.46						
1.12	881	1254	13720	1.63						
1.35	731	1041	13720	1.97						
1.53	643	916	13720	2.23						
1.74	566	806	13720	2.54						
1.97	500	746	13720	2.65						
2.27	433	616	13720	3.32						
2.53	388	553	13720	3.70						
2.89	341	485	13720	4.22						
3.22	306	435	13720	4.70						
3.80	259	369	13720	5.55						
1.23	798	1135	9500	0.95		63				
1.37	718	1023	9500	1.02						
1.55	633	901	9500	1.20						
1.73	568	809	9500	1.34						
2.03	485	691	9500	1.57						
2.31	425	605	9500	1.79						
2.58	382	544	9500	1.99						
2.82	349	496	9500	2.18						
3.15	312	444	9500	2.44						
3.56	277	394	9500	2.75						
								KSF97 R47		174.4
								KHF97 R47		164.4
								KAF97 R47		154.2
								KNF97 R47		185.7
								KMF97 R47		171.7
					KSF87 R47		115.8			
					KHF87 R47		105.6			
					KAF87 R47		101.6			
					KNF87 R47		123.8			
					KMF87 R47		109.9			
					KSF77 R37		67.2			
					KHF77 R37		63.1			
					KAF77 R37		63.2			
					KNF77 R37		75.1			
					KMF77 R37		70			
					KSF67 R37		40.5			
					KHF67 R37		38.4			
					KAF67 R37		37.8			
					KNF67 R37		43.8			
					KMF67 R37		41.2			



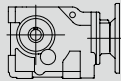
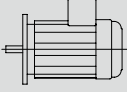
Pm [kW]	na [1/min]	Ma [Nm]	i	FRa [N]	fs			m [kg]
0.12 (0.16HP)	3.90	252	359	9500	3.02			
	4.34	227	323	9500	3.35			
	5.12	192	273	9500	3.96			
	5.72	172	245	9500	4.42			
	6.30	156	222	9500	4.87			
	7.31	134	191	9500	5.65			
1.55	635	903	7500	0.88				
1.76	559	795	7500	1.00				
2.00	492	700	7500	1.13				
2.25	437	621	7500	1.24				
2.52	390	556	7500	1.43				
2.86	344	489	7500	1.62		KSF57 R37		36.9
3.33	296	421	7500	1.88		KHF57 R37		35.2
3.85	255	363	7500	2.18		KAF57 R37	63	34.5
4.39	224	319	7500	2.48		KNF57 R37		40
4.98	197	281	7500	2.82		KMF57 R37		38.1
5.83	169	240	7500	3.30				
6.45	153	217	7500	3.65				
7.11	138	197	7500	4.02				
8.39	117	167	7500	4.75				
9.74	101	144	7500	5.51				
2.50	394	552	5590	0.92				
2.75	357	508	5590	1.00				
3.07	321	456	5590	1.12				
3.59	274	390	5590	1.31				
3.98	247	351	5590	1.45		KSF47 R37		29.9
4.84	203	289	5590	1.76		KHF47 R37		29.2
5.71	172	245	5590	2.08		KAF47 R37	63	28.8
6.27	157	223	5590	2.28		KNF47 R37		33.2
6.94	142	202	5590	2.53		KMF47 R37		31.2
7.98	123	175	5590	2.91				
9.25	106	151	5590	3.37				
10.91	90	128	5590	3.97				
13.25	74	106	5590	4.83				
14.58	67	96	5590	5.31				
9.36	112	150	16880	7.39		KSF67		31.9
						KHF67		30.4
						KAF67	63	29.1
						KNF67		35.1
						KMF67		32.6
9.34	112	150	9890	5.41		KSF57		27.9
						KHF57		26.2
						KAF57	63	25.5
						KNF57		30.9
						KMF57		28.9
10.70	98	131	6940	4.12		KSF47		21
11.99	87	117	6700	4.62		KHF47		20.2
12.86	81	109	6560	4.96		KAF47	63	19.6
14.45	72	97	6330	5.57		KNF47		23.8
						KMF47		22.3
9.30	112	150	5880	1.79				
10.37	101	135	5690	2.00				
12.04	87	116	5450	2.32		KSF37		14.4
13.18	79	106	5310	2.54		KHF37		13.8
15.08	69	93	5100	2.91		KAF37	63	13.1
16.73	62	84	4940	3.22		KNF37		15.5
18.52	56	76	4790	3.57		KMF37		14.7
20.65	51	68	4630	3.98				

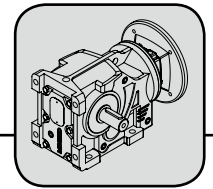


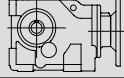
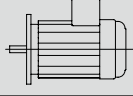
Helical-Bevel Gear Units

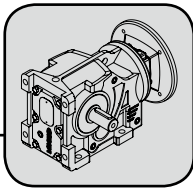
Selection Tables [kW] K..F/..M

1400 Input Rpm

Pm [kW]	na [1/min]	Ma [Nm]	i	FRa [N]	fs			m [kg]
0.12 (0.16HP)	23.46 28.28	45 37	60 50	4450 4200	4.52 5.45			
0.18 (0.25HP)	0.30 0.35 0.41 0.43 0.50 0.57 0.67 0.76 0.85 0.95 1.15 1.20 1.34 1.60 1.82 2.18	4769 4143 3496 3328 2837 2588 2202 1942 1729 1543 1313 1228 1101 925 812 676	4665 4053 3420 3239 2775 2457 2078 1843 1640 1471 1219 1165 1044 878 770 642	38063 38063 38063 38063 38063 38063 38063 38063 38063 38063 38063 38063 38063 38063 38063 38063	0.81 0.93 1.11 1.13 1.36 1.49 1.76 2.05 2.31 2.49 3.00 3.25 3.50 4.31 4.91 5.90			
	0.51 0.58 0.63 0.68 0.78 0.84 0.99 1.13 1.31 1.43 1.73 1.92 2.13 2.49 2.87 3.24	2834 2474 2276 2157 1883 1756 1492 1301 1127 1031 853 767 693 593 514 455	2772 2420 2226 2047 1787 1665 1414 1234 1070 978 811 728 657 562 488 432	23422 23422 23422 23422 23422 23422 23422 23422 23422 23422 23422 23422 23422 23422 23422 23422	0.86 0.98 1.07 1.16 1.33 0.99 1.17 1.93 2.22 2.43 2.83 3.27 3.62 4.23 4.87 5.50			
	0.90 1.00 1.12 1.35 1.53 1.74 1.88 2.27 2.53 2.89 3.22 3.80 4.26 4.75 5.55	1641 1473 1322 1097 965 849 750 649 583 511 458 388 346 310 266	1557 1398 1254 1041 916 806 746 616 553 485 435 369 328 294 252	13720 13720 13720 13720 13720 13720 13720 13720 13720 13720 13720 13720 13720 13720 13720	0.88 0.98 1.09 1.31 1.49 1.69 1.77 2.22 2.47 2.81 3.14 3.70 4.15 4.63 5.41			
	1.55 1.73 2.03 2.31 2.58 2.82 3.15 3.56 3.90	949 853 728 638 573 523 468 415 378	901 809 691 605 544 496 444 394 359	9500 9500 9500 9500 9500 9500 9500 9500 9500	0.80 0.89 1.04 1.19 1.33 1.45 1.62 1.83 2.01			



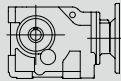
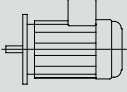
Pm [kW]	na [1/min]	Ma [Nm]	i	FRa [N]	fs	 	m [kg]
0.18 (0.25HP)	4.34	340	323	9500	2.23	KNF67 R37 KMF67 R37	43.8
	5.12	288	273	9500	2.64		41.2
	5.72	258	245	9500	2.95		
	6.30	234	222	9500	3.24		
	7.31	202	191	9500	3.77		
	8.51	173	165	9500	4.38		
	9.87	150	142	9500	5.08		
11.33	130	124	9500	5.84			
2.25	656	621	7500	0.82			
2.52	585	556	7500	0.95			
2.86	516	489	7500	1.08			
3.33	444	421	7500	1.25			
3.85	383	363	7500	1.45			
4.39	336	319	7500	1.66	KSF57 R37	36.9	
4.98	296	281	7500	1.88	KHF57 R37	35.2	
5.83	253	240	7500	2.20	KAF57 R37	63	34.5
6.45	229	217	7500	2.43	KNF57 R37	40	
7.11	207	197	7500	2.68	KMF57 R37	38.1	
8.39	176	167	7500	3.16			
9.74	152	144	7500	3.67			
10.96	135	128	7500	4.13			
12.58	117	111	7500	4.74			
14.98	99	93	7500	5.65			
3.59	411	390	5590	0.87			
3.98	370	351	5590	0.97			
4.84	305	289	5590	1.17	KSF47 R37	29.9	
5.71	259	245	5590	1.39	KHF47 R37	29.2	
6.27	235	223	5590	1.52	KAF47 R37	63	28.8
6.94	213	202	5590	1.68	KNF47 R37	33.2	
7.98	185	175	5590	1.94	KMF47 R37	31.2	
9.25	159	151	5590	2.25			
10.91	135	128	5590	2.65			
13.25	111	106	5590	3.22			
14.58	101	96	5590	3.54			
9.36	168	150	16300	4.93	KSF67	31.9	
10.72	146	131	15800	5.65	KHF67	30.4	
					KAF67	63	29.1
					KNF67	35.1	
					KMF67	32.6	
9.34	168	150	9630	3.61	KSF57	27.9	
10.70	147	131	9270	4.10	KHF57	26.2	
11.82	133	118	9010	4.56	KAF57	63	25.5
12.93	121	108	8770	4.97	KNF57	30.9	
14.63	107	96	8460	5.64	KMF57	28.9	
10.70	147	131	6740	2.75			
11.99	131	117	6530	3.08	KSF47	21	
12.86	122	109	6400	3.30	KHF47	20.2	
14.45	109	97	6190	3.71	KAF47	63	19.6
16.11	97	87	6000	4.14	KNF47	23.8	
18.34	86	76	5780	4.71	KMF47	22.3	
19.51	80	72	5670	5.01			
9.30	169	150	5660	1.20			
10.37	151	135	5500	1.33			
12.04	130	116	5280	1.55			
13.18	119	106	5160	1.69			
15.08	104	93	4970	1.94	KSF37	14.4	
16.73	94	84	4820	2.15	KHF37	13.8	
18.52	85	76	4680	2.38	KAF37	63	13.1

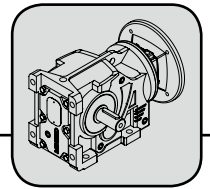


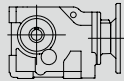
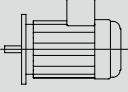
Helical-Bevel Gear Units

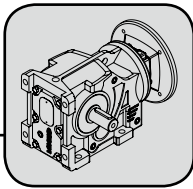
Selection Tables [kW] K..F/..M

1400 Input Rpm

Pm [kW]	na [1/min]	Ma [Nm]	i	FRa [N]	fs			m [kg]
0.18 (0.25HP)	20.65	76	68	4540	2.65	KNF37 KMF37		15.5
	23.46	67	60	4370	3.01			14.7
	28.28	56	50	4130	3.63			
	31.49	50	44	4000	4.04			
	36.87	43	38	3810	4.74			
	43.49	36	32	3620	5.51			
0.25 (0.34HP)	0.25	8011	5642	59172	0.87	KSF107 R77 KHF107 R77 KAF107 R77 KNF107 R77 KMF107 R77	71	298
	0.28	7128	5020	59172	0.98			264
	0.31	6358	4478	59172	1.09			245
	0.36	5536	3899	59172	1.26			288
	0.41	4859	3423	59172	1.43			261
	0.46	4334	3053	59172	1.60			
	0.53	3740	2634	59172	1.86			
	0.61	3254	2292	59172	2.14			
	0.67	2956	2082	59172	2.35			
	0.77	2648	1809	59172	2.71			
	0.87	2358	1611	59172	3.04			
	0.99	2070	1414	59172	3.46			
	1.17	1754	1198	59172	4.09			
		0.41	4855	3420	38063			0.80
0.43		4623	3239	38063	0.81	164.4		
0.50		3940	2775	38063	0.98	154.2		
0.57		3595	2457	38063	1.07	185.7		
0.67		3059	2078	38063	1.27	171.7		
0.76		2698	1843	38063	1.48			
0.85		2401	1640	38063	1.66			
0.95		2157	1471	38063	1.79			
1.15		1782	1219	38063	2.16			
1.20		1705	1165	38063	2.34			
1.34		1529	1044	38063	2.52			
1.60		1284	878	38063	3.11			
1.82		1128	770	38063	3.54			
2.18		939	642	38063	4.25			
2.42	847	579	38063	4.71				
2.87	713	487	38063	5.59				
	0.68	2996	2047	23422	0.84	KSF87 R47 KHF87 R47 KAF87 R47 KNF87 R47 KMF87 R47	71	115.8
	0.78	2615	1787	23422	0.96			105.6
	0.84	2440	1665	23422	0.99			101.6
	0.99	2072	1414	23422	1.17			123.8
	1.13	1807	1234	23422	1.39			109.9
	1.31	1566	1070	23422	1.60			
	1.43	1432	978	23422	1.75			
	1.73	1185	811	23422	2.04			
	1.92	1065	728	23422	2.35			
	2.13	962	657	23422	2.60			
	2.49	823	562	23422	3.04			
	2.87	714	488	23422	3.51			
	3.24	632	432	23422	3.96			
	3.74	549	375	23422	4.57			
4.23	484	331	23422	5.17				
4.76	430	294	23422	5.82				
	1.35	1523	1041	13720	0.94	KSF77 R37 KHF77 R37		67.2
	1.53	1340	916	13720	1.07			63.1
	1.74	1180	806	13720	1.22			
	1.88	1041	746	13720	1.27			
	2.27	901	616	13720	1.59			
	2.53	809	553	13720	1.78			
2.89	710	485	13720	2.03				



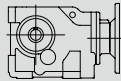

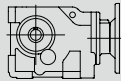

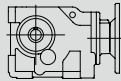

Pm [kW]	na [1/min]	Ma [Nm]	i	FRa [N]	fs			m [kg]	
0.25 (0.34HP)	3.22	636	435	13720	2.26	KAF77 R37 KNF77 R37 KMF77 R37	71	63.2	
	3.80	540	369	13720	2.66			75.1	
	4.26	481	328	13720	2.99			70	
	4.75	431	294	13720	3.33				
	5.55	369	252	13720	3.89				
	6.19	331	226	13720	4.34				
	7.22	284	194	13720	5.06				
	7.98	257	175	13720	5.60				
2.31	886	605	9500	0.86	KSF67 R37 KHF67 R37 KAF67 R37 KNF67 R37 KMF67 R37	71	40.5		
2.58	796	544	9500	0.96			38.4		
2.82	726	496	9500	1.05			37.8		
3.15	650	444	9500	1.17			43.8		
3.56	576	394	9500	1.32			41.2		
3.90	525	359	9500	1.45					
4.34	472	323	9500	1.61					
5.12	400	273	9500	1.90					
5.72	358	245	9500	2.12					
6.30	325	222	9500	2.34					
7.31	280	191	9500	2.71					
8.51	241	165	9500	3.16					
9.87	208	142	9500	3.66					
11.33	181	124	9500	4.20					
3.33	616	421	7500	0.90	KSF57 R37 KHF57 R37 KAF57 R37 KNF57 R37 KMF57 R37	71	36.9		
3.85	532	363	7500	1.05			35.2		
4.39	467	319	7500	1.19			34.5		
4.98	411	281	7500	1.35			40		
5.83	351	240	7500	1.58			38.1		
6.45	318	217	7500	1.75					
7.11	288	197	7500	1.93					
8.39	244	167	7500	2.28					
9.74	210	144	7500	2.64					
10.96	187	128	7500	2.98					
12.58	163	111	7500	3.42					
14.98	137	93	7500	4.07					
4.84	424	289	5590	0.85			KSF47 R37 KHF47 R37 KAF47 R37 KNF47 R37 KMF47 R37	71	29.9
5.71	359	245	5590	1.00					29.2
6.27	327	223	5590	1.10	28.8				
6.94	295	202	5590	1.21	33.2				
7.98	257	175	5590	1.39	31.2				
9.25	221	151	5590	1.62					
10.91	188	128	5590	1.91					
13.25	155	106	5590	2.32					
14.58	141	96	5590	2.55					
9.36	233	150	15630	3.55	KSF67	31.9			
10.72	203	131	15210	4.07	KHF67	30.4			
11.85	184	118	14900	4.49	KAF67	29.1			
12.96	168	108	14620	4.91	KNF67	35.1			
14.67	149	95	14220	5.38	KMF67	32.6			
16.65	131	84	13820	5.88					
9.34	233	150	9340	2.60	KSF57 KHF57 KAF57 KNF57 KMF57	71	27.9		
10.70	204	131	9010	2.95			26.2		
11.82	184	118	8770	3.28			25.5		
12.93	169	108	8560	3.58			30.9		
14.63	149	96	8270	4.06			28.9		
16.61	131	84	7980	4.60					
20.26	108	69	7540	5.61					
21.50	101	65	7410	5.97					
10.70	204	131	6510	1.98					

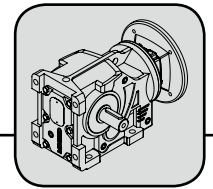


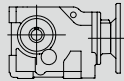
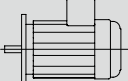
Helical-Bevel Gear Units

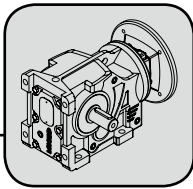
Selection Tables [kW] K..F/..M

1400 Input Rpm

Pm [kW]	na [1/min]	Ma [Nm]	i	FRa [N]	fs			m [kg]			
0.25 (0.34HP)	11.99	182	117	6330	2.22						
	12.86	169	109	6220	2.38						
	14.45	151	97	6030	2.67				KSF47	21	
	16.11	135	87	5850	2.98				KHF47	20.2	
	18.34	119	76	5650	3.39				KAF47	71	19.6
	19.51	112	72	5550	3.61				KNF47	23.8	
	23.73	92	59	5280	4.39				KMF47	22.3	
	26.27	83	53	5100	4.71						
	29.74	73	47	4940	5.28						
	33.85	64	41	4750	5.96						
	9.30	234	150	5660	0.86						
	10.37	210	135	5500	0.96						
	12.04	181	116	5280	1.11						
	13.18	165	106	5160	1.22						
	15.08	144	93	4970	1.39						
	16.73	130	84	4820	1.55				KSF37	14.4	
	18.52	118	76	4680	1.71				KHF37	13.8	
	20.65	106	68	4540	1.91				KAF37	71	13.1
	23.46	93	60	4370	2.17				KNF37	15.5	
28.28	77	50	4130	2.62	KMF37	14.7					
31.49	69	44	4000	2.91							
36.87	59	38	3810	3.41							
43.49	50	32	3620	3.97							
53.04	41	26	3400	4.66							
54.42	40	26	3350	4.71							
60.61	36	23	3240	5.25							
0.37 (0.5HP)	0.36	8194	3899	59172	0.85						
	0.41	7192	3423	59172	0.97						
	0.46	6415	3053	59172	1.08						
	0.53	5535	2634	59172	1.26				KSF107 R77	298	
	0.61	4816	2292	59172	1.44				KHF107 R77	264	
	0.67	4374	2082	59172	1.59				KAF107 R77	71	245
	0.77	3919	1809	59172	1.83				KNF107 R77	288	
	0.87	3490	1611	59172	2.05				KMF107 R77	261	
	0.99	3063	1414	59172	2.34						
	1.17	2596	1198	59172	2.76						
	1.41	2150	992	59172	3.33						
	1.78	1703	786	59172	4.21						
	0.67	4527	2078	38063	0.86						
	0.76	3992	1843	38063	1.00						
	0.85	3554	1640	38063	1.12						
	0.95	3192	1471	38063	1.21						
	1.15	2637	1219	38063	1.46						
	1.20	2523	1165	38063	1.58				KSF97 R47	174.4	
	1.34	2263	1044	38063	1.70				KHF97 R47	164.4	
1.60	1901	878	38063	2.10	KAF97 R47	71	154.2				
1.82	1669	770	38063	2.39	KNF97 R47	185.7					
2.18	1390	642	38063	2.87	KMF97 R47	171.9					
2.42	1253	579	38063	3.18							
2.87	1056	487	38063	3.78							
3.68	823	380	38063	4.85							
4.11	738	341	38063	5.41							
4.56	665	307	38063	6.00							
1.13	2674	1234	23422	0.94							
1.31	2317	1070	23422	1.08							
1.43	2119	978	23422	1.18							
1.73	1753	811	23422	1.38							
1.92	1576	728	23422	1.59	KSF87 R47	115.8					



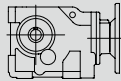
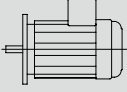
Pm [kW]	na [1/min]	Ma [Nm]	i	FRa [N]	fs			m [kg]
0.37 (0.5HP)	2.13	1424	657	23422	1.76	KHF87 R47 KAF87 R47 KNF87 R47 KMF87 R47	71	105.6
	2.49	1218	562	23422	2.06			101.6
	2.87	1057	488	23422	2.37			123.8
	3.24	936	432	23422	2.68			109.9
	3.74	812	375	23422	3.09			
	4.23	717	331	23422	3.49			
	4.76	637	294	23422	3.93			
	5.71	531	245	23422	4.71			
	6.14	494	228	23422	5.07			
6.95	436	201	23422	5.74				
1.74	1746	806	13720	0.82	KSF77 R37 KHF77 R37 KAF77 R37 KNF77 R37 KMF77 R37	71	67.2	
1.88	1541	746	13720	0.86			63.7	
2.27	1334	616	13720	1.08			64.2	
2.53	1198	553	13720	1.20			75.1	
2.89	1050	485	13720	1.37			70	
3.22	942	435	13720	1.53				
3.80	799	369	13720	1.80				
4.26	711	328	13720	2.02				
4.75	638	294	13720	2.25				
5.55	547	252	13720	2.63				
6.19	490	226	13720	2.93				
7.22	420	194	13720	3.42				
7.98	380	175	13720	3.78				
9.21	329	152	13720	4.36				
3.56	853	394	9500	0.89	KSF67 R37 KHF67 R37 KAF67 R37 KNF67 R37 KMF67 R37	71	40.4	
3.90	777	359	9500	0.98			38.4	
4.34	699	323	9500	1.09			37.8	
5.12	592	273	9500	1.28			43.8	
5.72	530	245	9500	1.43			41.2	
6.30	482	222	9500	1.58				
7.31	415	191	9500	1.83				
8.51	356	165	9500	2.13				
9.87	307	142	9500	2.47				
11.33	268	124	9500	2.84				
4.39	691	319	7500	0.81			KSF57 R37 KHF57 R37 KAF57 R37 KNF57 R37 KMF57 R37	71
4.98	609	281	7500	0.91	35.2			
5.83	520	240	7500	1.07	34.5			
6.45	470	217	7500	1.18	40			
7.11	426	197	7500	1.31	38.1			
8.39	361	167	7500	1.54				
9.74	311	144	7500	1.79				
10.96	277	128	7500	2.01				
12.58	241	111	7500	2.31				
14.98	203	93	7500	2.75				
6.94	437	202	5590	0.82	KSF47 R37 KHF47 R37 KAF47 R37 KNF47 R37 KMF47 R37	71	29.9	
7.98	380	175	5590	0.94			29.2	
9.25	328	151	5590	1.09			28.8	
10.91	278	128	5590	1.29			33.2	
13.25	229	106	5590	1.57			31.2	
14.58	208	96	5590	1.72				
9.36	344	150	14470	2.40				
10.72	301	131	14200	2.75				
11.85	272	118	13990	3.04	KSF67 KHF67 KAF67 KNF67 KMF67	71	31.9	
12.96	249	108	13780	3.32			30.4	
14.67	220	95	13490	3.63			29.1	
16.65	194	84	13170	3.97			35.1	
20.31	159	69	12650	4.57			32.6	
21.55	150	65	12490	4.76				

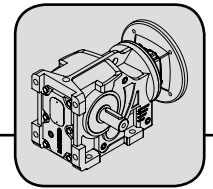


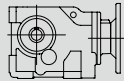
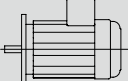
Helical-Bevel Gear Units

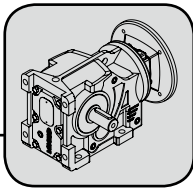
Selection Tables [kW] K..F../M

1400 Input Rpm

Pm [kW]	na [1/min]	Ma [Nm]	i	FRa [N]	fs			m [kg]
0.37	24.96	129	56	12100	5.27			
(0.5HP)	9.34	345	150	8800	1.75			
	10.70	301	131	8550	2.00			
	11.82	273	118	8360	2.22			
	12.93	249	108	8190	2.42			
	14.63	220	96	7950	2.74	KSF57		27.9
	16.61	194	84	7700	3.10	KHF57	71	26.2
	20.26	159	69	7310	3.79	KAF57		25.5
	21.50	150	65	7190	4.03	KNF57		30.9
	24.90	129	56	6910	4.68	KMF57		28.9
	29.57	109	47	6690	5.54			
	31.51	102	44	6460	5.71			
	10.70	301	131	6090	1.32			
	11.99	269	117	5960	1.48			
	12.86	251	109	5870	1.59			
14.45	223	97	5730	1.78				
16.11	200	87	5590	1.99				
18.34	176	76	5420	2.26	KSF47		21	
19.51	165	72	5340	2.41	KHF47	71	20.2	
23.73	136	59	5110	2.93	KAF47		19.6	
26.27	123	53	4940	3.14	KNF47		23.8	
29.74	108	47	4810	3.52	KMF47		22.3	
33.85	95	41	4640	3.97				
36.00	90	39	4560	4.14				
44.66	72	31	4260	4.83				
48.48	67	29	4180	5.05				
53.24	61	26	4050	5.53				
56.62	57	25	3970	5.86				
16.73	193	84	4430	1.05				
18.52	174	76	4330	1.16				
20.65	156	68	4220	1.29				
23.46	137	60	4100	1.47				
28.28	114	50	3910	1.77				
31.49	102	44	3800	1.97	KHF37		14.5	
36.87	87	38	3650	2.30	KHF37	71	13.8	
43.49	74	32	3480	2.68	KAF37		3.1	
53.04	61	26	3290	3.15	KNF37		15.5	
54.42	59	26	3220	3.19	KMF37		14.7	
60.61	53	23	3120	3.55				
70.95	45	20	2980	4.13				
83.69	39	17	2840	4.84				
91.41	35	15	2800	5.06				
107.02	30	13	2670	5.93				
0.55	0.61	7159	2292	59172	0.97			
(0.74HP)	0.67	6502	2082	59172	1.07			
	0.77	5825	1809	59172	1.23			
	0.87	5188	1611	59172	1.38	KSF107 R77		298
	0.99	4554	1414	59172	1.57	KHF107 R77	80	264
	1.17	3859	1198	59172	1.86	KAF107 R77		245
	1.41	3196	992	59172	2.24	KNF107 R77		288
	1.78	2531	786	59172	2.83	KMF107 R77		261
	2.04	2205	685	59172	3.25			
	2.31	1949	605	59172	3.68			
	2.67	1689	524	59172	4.24			
	0.95	4746	1471	38063	0.81			
	1.15	3920	1219	38063	0.98			
	1.20	3751	1165	38063	1.06			
	1.34	3364	1044	38063	1.14			



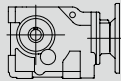
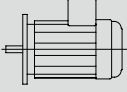
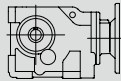
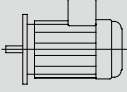
Pm [kW]	na [1/min]	Ma [Nm]	i	FRa [N]	fs			m [kg]	
0.55 (0.74HP)	1.60	2826	878	38063	1.41	KSF97 R47	80	174.4	
	1.82	2481	770	38063	1.61			KHF97 R47	164.4
	2.18	2066	642	38063	1.93			KAF97 R47	154.2
	2.42	1863	579	38063	2.14			KNF97 R47	185.7
	2.87	1569	487	38063	2.54			KMF97 R47	171.9
	3.68	1224	380	38063	3.26				
	4.11	1097	341	38063	3.64				
	4.56	989	307	38063	4.03				
	5.41	833	259	38063	4.79				
	6.12	737	229	38063	5.41				
1.43	3150	978	23422	0.80	KSF87 R47	80	115.8		
1.73	2606	811	23422	0.93			KHF87 R47	105.6	
1.92	2343	728	23422	1.07			KAF87 R47	101.6	
2.13	2117	657	23422	1.18			KNF87 R47	123.8	
2.49	1811	562	23422	1.38			KMF87 R47	109.9	
2.87	1572	488	23422	1.59					
3.24	1391	432	23422	1.80					
3.74	1207	375	23422	2.08					
4.23	1066	331	23422	2.35					
4.76	947	294	23422	2.65					
5.71	790	245	23422	3.17					
6.14	734	228	23422	3.41					
6.95	649	201	23422	3.86					
7.75	582	181	23422	4.30					
8.85	509	158	23422	4.92					
9.87	457	142	23422	5.48					
2.53	1780	553	13720	0.81	KSF77 R37	80	67.2		
2.89	1561	485	13720	0.92			KHF77 R37	63.7	
3.22	1400	435	13720	1.03			KAF77 R37	64.2	
3.80	1187	369	13720	1.21			KNF77 R37	75.1	
4.26	1057	328	13720	1.36			KMF77 R37	70	
4.75	948	294	13720	1.52					
5.55	812	252	13720	1.77					
6.19	728	226	13720	1.97					
7.22	625	194	13720	2.30					
7.98	565	175	13720	2.55					
9.21	490	152	13720	2.94					
5.12	880	273	9500	0.86	KSF67 R37	80	40.4		
5.72	788	245	9500	0.96			KHF67 R37	38.4	
6.30	716	222	9500	1.06			KAF67 R37	37.8	
7.31	616	191	9500	1.23			KNF67 R37	43.8	
8.51	530	165	9500	1.43			KMF67 R37	41.2	
9.87	457	142	9500	1.66					
11.33	398	124	9500	1.91					
6.45	880	217	7500	0.80	KSF57 R37	80	36.9		
7.11	788	197	7500	0.88			KHF57 R37	35.2	
8.39	716	167	7500	1.04			KAF57 R37	34.5	
9.74	616	144	7500	1.20			KNF57 R37	40	
10.96	530	128	7500	1.35			KMF57 R37	38.1	
12.58	457	111	7500	1.55					
14.98	398	93	7500	1.85					
10.91	413	128	5590	0.87	KSF47 R37	80	29.9		
13.25	340	106	5590	1.05			KHF47 R37	29.2	
14.58	309	96	5590	1.16			KAF47 R37	28.8	
							KNF47 R37	33.2	
							KMF47 R37	31.2	
9.36	512	150	12750	1.61					
10.72	447	131	12700	1.85					

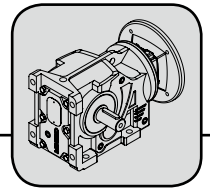


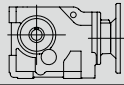
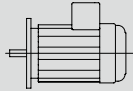
Helical-Bevel Gear Units

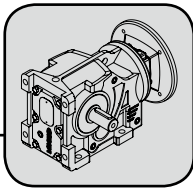
Selection Tables [kW] K..F/..M

1400 Input Rpm

Pm [kW]	na [1/min]	Ma [Nm]	i	FRa [N]	fs			m [kg]			
0.55 (0.74HP)	11.85	404	118	12620	2.04						
	12.96	370	108	12540	2.23						
	14.67	327	95	12380	2.44						
	16.65	288	84	12200	2.67				KSF67	80	31.9
	20.31	236	69	11860	3.07				KHF67		30.4
	21.55	222	65	11740	3.20				KAF67		29.1
	24.96	192	56	11450	3.55				KNF67		35.1
	30.22	159	46	11010	4.36				KMF67		32.6
	31.59	152	44	10950	4.18						
	36.86	130	38	10580	5.02						
	39.11	123	36	10450	5.23						
	42.09	114	33	10310	5.12						
	45.31	106	31	10120	5.80						
	51.34	93	27	9860	5.88						
	9.34	513	150	7940	1.18						
	10.70	448	131	7820	1.34						
11.82	405	118	7700	1.49							
12.93	371	108	7590	1.63							
14.63	328	96	7430	1.84							
16.61	289	84	7250	2.09							
20.26	237	69	6940	2.55	KSF57	80	27.9				
21.50	223	65	6850	2.71	KHF57		26.2				
24.90	192	56	6620	3.15	KAF57		25.5				
29.57	162	47	6500	3.73	KNF57		30.9				
31.51	152	44	6240	3.84	KMF57		28.9				
33.56	143	42	6280	4.07							
40.94	117	34	5930	4.95							
43.45	110	32	5830	5.22							
50.33	95	28	5590	5.29							
54.35	88	26	5380	5.37							
62.95	76	22	5150	5.88							
10.70	448	131	5400	0.90							
11.99	400	117	5350	1.01							
12.86	373	109	5320	1.08							
14.45	332	97	5240	1.21							
16.11	297	87	5160	1.35							
18.34	261	76	5050	1.54							
19.51	246	72	4990	1.64							
23.73	202	59	4840	2.00	KSF47	80	21				
26.27	182	53	4690	2.14	KHF47		20.2				
29.74	161	47	4600	2.40	KAF47		19.6				
33.85	142	41	4460	2.71	KNF47		23.8				
36.00	133	39	4390	2.82	KMF47		22.3				
44.66	107	31	4120	3.29							
48.48	99	29	4060	3.44							
53.24	90	26	3930	3.77							
56.62	85	25	3870	3.99							
67.81	71	21	3700	4.31							
76.26	63	18	3550	4.82							
82.41	58	17	3490	4.91							
20.65	232	68	3890	0.87							
23.46	204	60	3810	0.99							
28.28	169	50	3680	1.19							
31.49	152	44	3600	1.32							
36.87	130	38	3480	1.55	KSF37	80	14.5				
43.49	110	32	3340	1.80	KHF37		13.8				
53.04	90	26	3180	2.12	KAF37		13.1				
54.42	88	26	3080	2.14	KNF37		15.5				



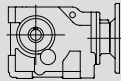
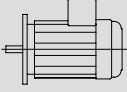
Pm [kW]	na [1/min]	Ma [Nm]	i	FRa [N]	fs	 	m [kg]			
0.55 (0.74HP)	60.61	79	23	3000	2.39	KMF37	14.7			
	70.95	68	20	2880	2.78					
	83.69	57	17	2760	3.26					
	91.41	52	15	2740	3.40					
	107.02	45	13	2620	3.99					
	126.23	38	11	2490	4.69					
	153.95	31	9	2350	5.71					
0.75 (1HP)	0.77	7943	1809	59172	0.90	KSF107 R77 KHF107 R77 KAF107 R77 KNF107 R77 KMF107 R77	80 300 266 247 290 263			
	0.87	7075	1611	59172	1.01					
	0.99	6209	1414	59172	1.15					
	1.17	5262	1198	59172	1.36					
	1.41	4358	992	59172	1.64					
	1.78	3452	786	59172	2.08					
	2.04	3007	685	59172	2.38					
	2.31	2657	605	59172	2.70					
	2.67	2303	524	59172	3.11					
	3.06	2010	458	59172	3.56					
	3.56	1728	393	59172	4.15					
	1.34	4588	1044	38063	0.84			KSF97 R47 KHF97 R47 KAF97 R47 KNF97 R47 KMF97 R47	80 176.2 166.2 155.9 187.5 173.7	
	1.60	3853	878	38063	1.04					
	1.82	3383	770	38063	1.18					
	2.18	2818	642	38063	1.42					
2.42	2541	579	38063	1.57						
2.87	2140	487	38063	1.86						
3.68	1669	380	38063	2.39						
4.11	1496	341	38063	2.67						
4.56	1349	307	38063	2.96						
5.41	1136	259	38063	3.51						
6.12	1005	229	38063	3.97						
6.82	901	205	38063	4.43						
2.13	2886	657	23422	0.87	KSF87 R47 KHF87 R47 KAF87 R47 KNF87 R47 KMF87 R47	80 117.6 107.4 104.7 126.9 112.5				
2.49	2470	562	23422	1.01						
2.87	2143	488	23422	1.17						
3.24	1897	432	23422	1.32						
3.74	1646	375	23422	1.52						
4.23	1453	331	23422	1.72						
4.76	1291	294	23422	1.94						
5.71	1077	245	23422	2.33						
6.14	1001	228	23422	2.50						
6.95	885	201	23422	2.83						
7.75	794	181	23422	3.16						
8.85	694	158	23422	3.61						
9.87	623	142	23422	4.02						
3.80	1619	369	13720	0.89			KSF77 R37 KHF77 R37 KAF77 R37 KNF77 R37 KMF77 R37	80 68.9 64.4 65.2 76.9 71.7		
4.26	1442	328	13720	1.00						
4.75	1293	294	13720	1.11						
5.55	1108	252	13720	1.30						
6.19	993	226	13720	1.45						
7.22	852	194	13720	1.69						
7.98	770	175	13720	1.87						
9.21	668	152	13720	2.15						
7.31	841	191	9500	0.90	KSF67 R37 KHF67 R37 KAF67 R37 KNF67 R37 KMF67 R37	80 42.2 40 39.1 45.5 42.9				
8.51	722	165	9500	1.05						
9.87	623	142	9500	1.22						
11.33	543	124	9500	1.40						
9.74	631	144	7500	0.88					KSF57 R37 KHF57 R37	38.6 35.9
10.96	561	128	7500	0.99						

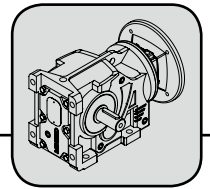


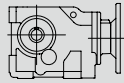
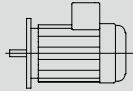
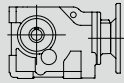
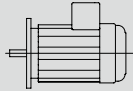
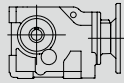
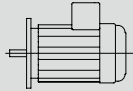
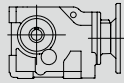
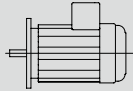
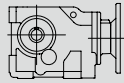
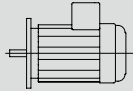
Helical-Bevel Gear Units

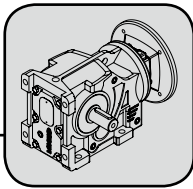
Selection Tables [kW] K..F/..M

1400 Input Rpm

Pm [kW]	na [1/min]	Ma [Nm]	i	FRa [N]	fs			m [kg]
0.75 (1HP)	12.58	489	111	7500	1.14	KAF57 R37	80	36.2
	14.98	410	93	7500	1.36			KNF57 R37
	14.58	422	96	5590	0.85	KMF57 R37		39.7
	14.58	422	96	5590	0.85	KSF47 R37	80	31.5
						KHF47 R37		30.9
						KNF47 R37		30.5
						KNF47 R37		34.9
						KMF47 R37		32.9
6.53	1001	215	215	33240	1.60		80	
7.35	889	190	190	32520	1.60	KSF87		98.1
7.76	842	180	180	32180	1.60	KHF87		91.2
9.24	708	152	152	31080	1.60	KAF87		87
10.83	603	129	129	30040	4.51	KNF87		104
11.91	549	118	118	29410	4.96	KMF87		95.3
12.96	504	108	108	28850	5.39			
7.20	907	194	194	18530	1.60		80	
7.77	841	180	180	18480	1.60			
8.71	750	161	161	18360	1.60			
9.71	673	144	144	18190	1.60	KSF77		59.9
11.39	574	123	123	17890	1.60	KHF77		55.7
12.81	510	109	109	17610	1.60	KAF77		56.6
13.91	470	101	101	17410	3.32	KNF77		67.2
15.54	420	90	90	17110	3.71	KMF77		63
17.93	364	78	78	16700	4.28			
21.85	299	64	64	16090	5.22			
24.54	266	57	57	15720	5.86			
9.36	698	150	150	10820	1.18			
10.72	609	131	131	11020	1.36			
11.85	551	118	118	11110	1.50			
12.96	504	108	108	11150	1.64			
14.67	446	95	95	11160	1.79			
16.65	393	84	84	11120	1.96			
20.31	322	69	69	10970	2.25			
21.55	303	65	65	10910	2.35	KSF67		33.6
24.96	262	56	56	10730	2.60	KHF67		31
30.22	216	46	46	10400	3.20	KAF67	80	30.6
31.59	207	44	44	10380	3.07	KNF67		36.6
36.86	177	38	38	10080	3.68	KMF67		34.1
39.11	167	36	36	9980	3.84			
42.09	155	33	33	9880	3.75			
45.31	144	31	31	9710	4.25			
51.34	127	27	27	9500	4.31			
54.48	120	26	26	9390	4.49			
57.33	114	24	24	9260	5.01			
63.11	104	22	22	9100	4.98			
79.86	82	18	18	8630	5.87			
11.82	553	118	118	6930	1.09			
12.93	505	108	108	6890	1.19			
14.63	447	96	96	6820	1.35			
16.61	394	84	84	6720	1.53			
20.26	323	69	69	6520	1.87			
21.50	304	65	65	6460	1.99	KSF57		30.2
24.90	262	56	56	6280	2.31	KHF57		28.6
29.57	221	47	47	6270	2.74	KAF57	80	27.5
31.51	207	44	44	5980	2.81	KNF57		32.9
33.56	195	42	42	6080	2.98	KMF57		30.9
40.94	160	34	34	5780	3.63			
43.45	150	32	32	5690	3.83			



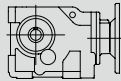
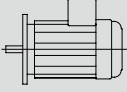
Pm [kW]	na [1/min]	Ma [Nm]	i	FRa [N]	fs			m [kg]				
0.75 (1HP)	50.33	130	28	5460	3.88							
	54.35	120	26	5230	3.93							
	62.95	104	22	5030	4.31				80			
	79.66	82	18	4710	4.98							
	16.11	406	87	4640	0.99							
	18.34	356	76	4600	1.13							
	19.51	335	72	4580	1.20							
	23.73	275	59	4520	1.46							
	26.27	249	53	4400	1.57							
	29.74	220	47	4360	1.76							
	33.85	193	41	4250	1.99							
	36.00	182	39	4190	2.07							
	44.66	146	31	3960	2.41							
	48.48	135	29	3920	2.53							
	53.24	123	26	3800	2.77							
	56.62	115	25	3740	2.93							
	67.81	96	21	3600	3.16							
	76.26	86	18	3460	3.53							
	82.41	79	17	3410	3.60							
	106.66	61	13	3160	4.52							
129.63	50	11	2990	5.11								
140.74	46	10	2930	5.14								
1.1 (1.5HP)	36.87	177	38	3280	1.14			80				
	43.49	150	32	3180	1.32							
	53.04	123	26	3050	1.55							
	54.42	120	26	2920	1.57							
	60.61	108	23	2860	1.75							
	70.95	92	20	2760	2.04							
	83.69	78	17	2660	2.39							
	91.41	72	15	2670	2.50							
	107.02	61	13	2560	2.92							
	126.23	52	11	2440	3.44							
	153.95	42	9	2310	4.19							
	175.93	37	8	2190	4.78							
	205.96	32	7	2090	5.31							
	242.95	27	6	1990	5.92							
	1.1 (1.5HP)	1.17	7717	1198	59172				0.93			90
		1.41	6391	992	59172				1.12			
1.78		5062	786	59172	1.42							
2.04		4410	685	59172	1.62							
2.31		3898	605	59172	1.84							
2.67		3378	524	59172	2.12							
3.06		2948	458	59172	2.43							
3.56		2534	393	59172	2.83							
3.90		2310	359	59172	3.10							
4.42		2040	317	59172	3.51							
5.07		1777	276	59172	4.03							
1.82		4962	770	38063	0.80			90				
2.18		4133	642	38063	0.97							
2.42		3726	579	38063	1.07							
2.87		3138	487	38063	1.27							
3.68		2447	380	38063	1.63							
4.11	2194	341	38063	1.82								
4.56	1978	307	38063	2.02								
5.41	1667	259	38063	2.39								
6.12	1474	229	38063	2.71								
6.82	1322	205	38063	3.02								
2.87	3143	488	23422	0.80								



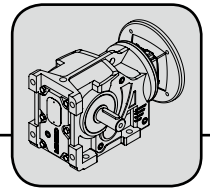
Helical-Bevel Gear Units

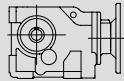
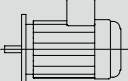
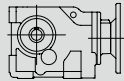
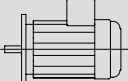
Selection Tables [kW] K..F/..M

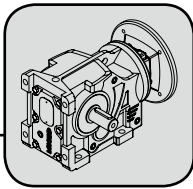
1400 Input Rpm

Pm [kW]	na [1/min]	Ma [Nm]	i	FRa [N]	fs			m [kg]
1.1 (1.5HP)	3.24	2782	432	23422	0.90	KSF87 R47	90	117.6
	3.74	2414	375	23422	1.04			
	4.23	2131	331	23422	1.18			
	4.76	1893	294	23422	1.32			
	5.71	1580	245	23422	1.59			
	6.14	1469	228	23422	1.71			
	6.95	1298	201	23422	1.93			
	7.75	1164	181	23422	2.15			
	8.85	1018	158	23422	2.46			
9.87	914	142	23422	2.74	KSF77 R37	90	68.9	
5.55	1625	252	13720	0.88				
6.19	1457	226	13720	0.99				
7.22	1249	194	13720	1.15				
7.98	1130	175	13720	1.27				
9.21	979	152	13720	1.47	KSF67 R37	90	42.2	
9.87	914	142	9500	0.83				
11.33	796	124	9500	0.95				
14.98	602	93	7500	0.92	KSF57 R37	90	38.6	
6.53	1468	215	30530	1.10	KSF87	90	98.1	
	7.35	1303	190	30120				1.10
	7.76	1234	180	29910				1.10
	9.24	1038	152	29170				1.10
	10.83	885	129	28410				3.07
	11.91	805	118	27930				3.38
	12.96	739	108	27490				3.68
	14.92	642	94	26740				4.23
	16.90	567	83	26060				4.73
19.35	495	72	25300	5.28	KSF77	90	59.9	
7.20	1330	194	15150	1.10				
7.77	1233	180	15350	1.10				
8.71	1100	161	15560	1.10				
9.71	987	144	15690	1.10				
11.39	842	123	15750	1.10				
12.81	748	109	15710	1.10				
13.91	689	101	15660	2.27				
15.54	617	90	15540	2.53				
17.93	534	78	15340	2.92				
21.85	439	64	14970	3.56				
24.54	391	57	14730	4.00				
27.36	350	51	14470	4.46				
29.71	323	47	14270	4.84				
35.21	272	40	13840	5.53	KSF67	90	33.6	
9.36	1024	150	1820	0.81				
10.72	894	131	6440	0.92				
11.85	809	118	8450	1.02				
12.96	739	108	8720	1.12				
14.67	653	95	9010	1.22				
16.65	576	84	9230	1.34				
20.31	472	69	9420	1.54				
21.55	445	65	9450	1.60				
24.96	384	56	9470	1.77				





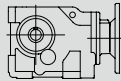
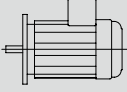
Pm [kW]	na [1/min]	Ma [Nm]	i	FRa [N]	fs			m [kg]	
1.1 (1.5HP)	30.22	317	46	9340	2.18			31	
	31.59	303	44	9380	2.09			90	30.6
	36.86	260	38	9200	2.51			36.6	
	39.11	245	36	9150	2.62			KMF67	34.1
	42.09	228	33	9130	2.56				
	45.31	212	31	9000	2.90				
	51.34	187	27	8890	2.94				
	54.48	176	26	8810	3.06				
	57.33	167	24	8700	3.42				
	63.11	152	22	8600	3.39				
	79.86	120	18	8240	4.00				
	98.89	97	14	7860	5.01				
	114.55	84	12	7620	5.55				
	12.93	741	108	5520	0.81				
14.63	655	96	5640	0.92					
16.61	577	84	5710	1.04					
20.26	473	69	5720	1.27					
21.50	446	65	5710	1.36					
24.90	385	56	5650	1.57					
29.57	324	47	5830	1.87	KSF57		30.2		
31.51	304	44	5490	1.92	KHF57		28.6		
33.56	286	42	5700	2.03	KAF57	90	27.5		
40.94	234	34	5480	2.48	KNF57		32.9		
43.45	221	32	5410	2.61	KMF57		30.9		
50.33	190	28	5230	2.64					
54.35	176	26	4970	2.68					
62.95	152	22	4800	2.94					
79.66	120	18	4540	3.40					
109.84	87	13	4260	4.58					
127.24	75	11	4080	5.15					
19.51	491	72	3760	0.82					
23.73	404	59	3870	1.00					
26.27	365	53	3830	1.07					
29.74	322	47	3860	1.20					
33.85	283	41	3830	1.36					
36.00	266	39	3810	1.41					
44.66	215	31	3660	1.65	KSF47		22.8		
48.48	198	29	3650	1.72	KHF47		21.9		
53.24	180	26	3550	1.89	KAF47	90	21.3		
56.62	169	25	3510	2.00	KNF47		25.5		
67.81	141	21	3420	2.15	KMF47		24		
76.26	126	18	3300	2.41					
82.41	116	17	3270	2.45					
106.66	90	13	3040	3.08					
129.63	74	11	2890	3.48					
140.74	68	10	2850	3.50					
196.83	49	7	2590	4.38					
239.23	40	6	2450	4.99					
43.49	220	32	2840	0.90					
53.04	181	26	2790	1.06					
54.42	176	26	2590	1.07					
60.61	158	23	2570	1.19					
70.95	135	20	2530	1.39	KSF37		16.2		
83.69	115	17	2460	1.63	KHF37		15.6		
91.41	105	15	2530	1.70	KAF37	90	14.9		
107.02	90	13	2440	1.99	KNF37		17.3		
126.23	76	11	2350	2.35	KMF37		16.4		
153.95	62	9	2230	2.86					

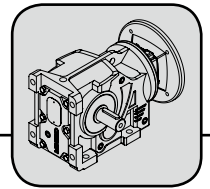


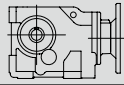
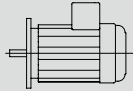
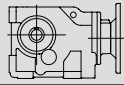
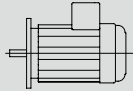
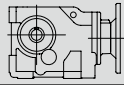
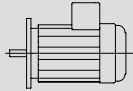
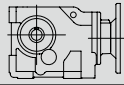
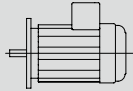
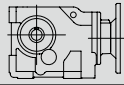
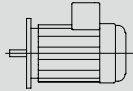
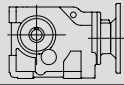
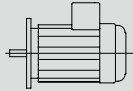
Helical-Bevel Gear Units

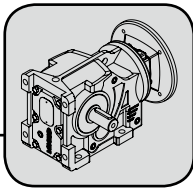
Selection Tables [kW] K..F/..M

1400 Input Rpm

Pm [kW]	na [1/min]	Ma [Nm]	i	FRa [N]	fs			m [kg]
1.1 (1.5HP)	175.93	55	8	2100	3.26			
	205.96	47	7	2020	3.62			
	242.95	39	6	1930	4.04			
	296.30	32	5	1830	4.61			
1.5 (2HP)	1.41	8715	992	59172	0.82			
	1.78	6903	786	59172	1.04			
	2.04	6014	685	59172	1.19			
	2.31	5315	605	59172	1.35			
	2.67	4606	524	59172	1.56	KSF107 R77		300
	3.06	4020	458	59172	1.78	KHF107 R77		266
	3.56	3455	393	59172	2.07	KAF107 R77	90	247
	3.90	3151	359	59172	2.27	KNF107 R77		290
	4.42	2782	317	59172	2.58	KMF107 R77		263
	5.07	2424	276	59172	2.96			
	5.61	2190	249	59172	3.27			
	6.47	1901	216	59172	3.77			
	7.26	1693	193	59172	4.23			
	2.87	4279	487	38063	0.93			
3.68	3337	380	38063	1.20	KSF97 R47		176.2	
4.11	2992	341	38063	1.33	KHF97 R47		166.2	
4.56	2697	307	38063	1.48	KAF97 R47	90	155.9	
5.41	2273	259	38063	1.76	KNF97 R47		187.5	
6.12	2010	229	38063	1.98	KMF97 R47		173.7	
6.82	1802	205	38063	2.21				
4.23	2906	331	23422	0.86				
4.76	2582	294	23422	0.97	KSF87 R47		117.6	
5.71	2154	245	23422	1.16	KHF87 R47		107.4	
6.14	2003	228	23422	1.25	KAF87 R47		104.7	
6.95	1769	201	23422	1.42	KNF87 R47	90	126.9	
7.75	1587	181	23422	1.58	KMF87 R47		112.5	
8.85	1389	158	23422	1.80				
9.87	1246	142	23422	2.01				
7.22	1703	194	13720	0.84	KSF77 R37		68.9	
7.98	1540	175	13720	0.93	KHF77 R37		64.4	
9.21	1335	152	13720	1.08	KAF77 R37	90	65.8	
					KNF77 R37		76.9	
					KMF77 R37		71.8	
10.83	1206	129	26550	2.25				
11.91	1097	118	26240	2.48				
12.96	1008	108	25930	2.70	KSF87		98.1	
14.92	876	94	25390	3.10	KHF87		91.2	
16.90	773	83	24860	3.47	KAF87	90	87.1	
19.35	675	72	24260	3.87	KNF87		104	
22.80	573	61	23500	4.42	KMF87		95.4	
26.11	501	54	22850	4.94				
27.75	471	50	22560	5.19				
32.32	404	43	21810	5.87				
13.91	940	101	13660	1.66				
15.54	841	90	13750	1.86				
17.93	729	78	13790	2.14				
21.85	598	64	13700	2.61	KSF77		59.9	
24.54	533	57	13590	2.93	KHF77		55.8	
27.36	478	51	13460	3.27	KAF77	90	56.7	
29.71	440	47	13340	3.55	KNF77		67.7	
35.21	371	40	13050	4.06	KMF77		63.1	
45.93	285	30	12330	4.60				
51.21	255	27	12110	5.14				
55.61	235	25	11930	5.52				



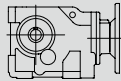
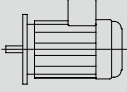
Pm [kW]	na [1/min]	Ma [Nm]	i	FRa [N]	fs			m [kg]				
1.5 (2HP)	20.31	644	69	7650	1.13							
	21.55	606	65	7780	1.17							
	24.96	524	56	8030	1.30							
	30.22	433	46	8120	1.60							
	31.59	414	44	8250	1.53							
	36.86	355	38	8210	1.84							
	39.11	334	36	8210	1.92							
	42.09	311	33	8280	1.88							
	45.31	288	31	8190	2.13							
	51.34	255	27	8190	2.16							
	54.48	240	26	8150	2.25							
	57.33	228	24	8060	2.51							
	63.11	207	22	8030	2.49							
	79.86	164	18	7780	2.93							
	98.89	132	14	7490	3.67							
	114.55	114	12	7300	4.07							
	144.95	90	10	6970	4.80							
	21.50	21.50	608	65	4770				0.99			90
		24.90	525	56	4860				1.15			
29.57		442	47	5270	1.37							
31.51		415	44	4900	1.41							
33.56		389	42	5220	1.49							
40.94		319	34	5100	1.82							
43.45		301	32	5060	1.91							
50.33		260	28	4940	1.94							
54.35		240	26	4650	1.97							
62.95		208	22	4530	2.15							
79.66		164	18	4330	2.49							
109.84		119	13	4140	3.36							
127.24		103	11	3980	3.78							
161.01		81	9	3730	4.59							
33.85		33.85	386	41	3280	0.99			90			
		36.00	363	39	3300	1.04						
		44.66	293	31	3280	1.21						
		48.48	270	29	3300	1.26						
		53.24	245	26	3240	1.38						
	56.62	231	25	3230	1.46							
	67.81	193	21	3190	1.58							
	76.26	171	18	3100	1.77							
	82.41	159	17	3090	1.80							
	106.66	123	13	2910	2.26							
	129.63	101	11	2780	2.55							
	140.74	93	10	2750	2.57							
	196.83	66	7	2530	3.21							
	239.23	55	6	2400	3.66							
	70.95	70.95	184	20	2250	1.02						90
		83.69	156	17	2240	1.19						
		91.41	143	15	2370	1.25						
		107.02	122	13	2310	1.46						
		126.23	104	11	2240	1.72						
153.95		85	9	2140	2.09							
175.93		74	8	2010	2.39							
205.96		63	7	1940	2.65							
242.95		54	6	1870	2.96							
296.30		44	5	1780	3.38							
2.2 (3HP)		2.31	7795	605	59172	0.92			90			
		2.67	6756	524	59172	1.06						
		3.06	5897	458	59172	1.22						



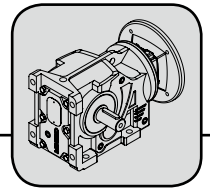
Helical-Bevel Gear Units

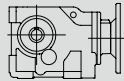
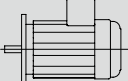
Selection Tables [kW] K..F../M

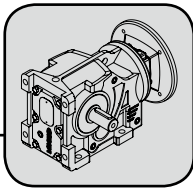
1400 Input Rpm

Pm [kW]	na [1/min]	Ma [Nm]	i	FRa [N]	fs			m [kg]
2.2 (3HP)	3.56	5068	393	59172	1.41			
	3.90	4621	359	59172	1.55	KSF107 R77		307
	4.42	4080	317	59172	1.76	KHF107 R77		273
	5.07	3555	276	59172	2.02	KAF107 R77	100	254
	5.61	3212	249	59172	2.23	KNF107 R77		297
	6.47	2788	216	59172	2.57	KMF107 R77		270
	7.26	2483	193	59172	2.89			
	8.10	2227	173	59172	3.22			
	9.00	2005	156	59172	3.57			
	9.87	1828	142	59172	3.92			
	3.68	4894	380	38063	0.82	KSF97R47		179.2
	4.11	4388	341	38063	0.91	KHF97R47		168.7
	4.56	3956	307	38063	1.01	KAF97R47	100	159.2
	5.41	3333	259	38063	1.20	KNF97R47		190.4
	6.12	2948	229	38063	1.35	KMF97R47		176.7
	6.82	2643	205	38063	1.51			
	6.14	2937	228	23422	0.85	KSF87R47		117.6
	6.95	2595	201	23422	0.97	KHF87R47		107.4
	7.75	2328	181	23422	1.08	KAF87R47	100	104.7
	8.85	2037	158	23422	1.23	KNF87R47		126.9
	9.87	1827	142	23422	1.37	KMF87R47		112.5
	9.75	1951	144	74590	4.10	KSF107		276
						KHF107		243
						KAF107	100	223
						KNF107		266
						KMF107		239
	8.01	2392	175	47170	1.81			
	9.08	2110	154	46350	2.05			
	9.95	1926	141	45710	2.25			
	11.68	1641	120	44490	2.64			
	12.45	1539	112	43980	2.81	KSF97		157
	13.81	1388	101	43140	3.12	KHF97		153
	15.59	1229	90	42110	3.52	KAF97	100	142.7
	17.48	1096	80	41130	3.95	KNF97		173.4
	19.50	983	72	40170	4.41	KMF97		159.4
	21.63	886	65	39260	4.89			
	26.44	725	53	37490	5.97			
	29.68	646	47	36060	5.10			
	33.11	579	42	35150	5.70			
	11.91	1609	118	23270	1.69			
	12.96	1479	108	23210	1.84			
	14.92	1285	94	23020	2.12			
	16.90	1134	83	22780	2.36			
	19.35	990	72	22440	2.64	KSF87		101.1
	22.80	841	61	21950	3.01	KHF87		90.1
	26.11	734	54	21500	3.37	KAF87		90.3
	27.75	691	50	21290	3.54	KNF87		106.9
	32.32	593	43	20720	4.00	KMF87		98.6
	35.35	542	40	20030	4.31			
	43.19	444	32	19290	5.16			
	49.47	387	28	18770	5.68			
	52.58	365	27	18530	5.92			
	13.91	1378	101	13660	1.13			
	17.93	1069	78	13790	1.46			
	21.85	877	64	13700	1.78			
	24.54	781	57	13590	2.00			
	27.36	701	51	13460	2.23			
	29.71	645	47	13340	2.42	KSF77		62.4





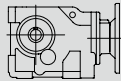
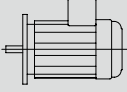
Pm [kW]	na [1/min]	Ma [Nm]	i	FRa [N]	fs			m [kg]		
2.2 (3HP)	35.21	544	40	13050	2.77	KHF77	100	58.3		
	45.93	417	30	12330	3.14			KAF77	59.2	
	51.21	374	27	12110	3.51			KNF77	70.6	
	55.61	345	25	11930	3.76			KMF77	65.6	
	62.04	309	23	11830	4.11					
	65.91	291	21	11550	4.24					
	69.16	277	20	11570	4.44					
	75.12	255	19	11370	4.70					
	89.02	215	16	10950	5.29					
	30.22	634	46	5990	1.09					
	31.59	607	44	6250	1.05					
	36.86	520	38	6460	1.25					
	39.11	490	36	6560	1.31					
	42.09	455	33	6780	1.28			KSF67	100	36.6
45.31	423	31	6770	1.45	KHF67		35.1			
51.34	373	27	6960	1.47	KAF67		33.6			
54.48	352	26	7000	1.53	KNF67		36.7			
57.33	334	24	6940	1.71	KMF67		37.1			
63.11	304	22	7030	1.70						
79.86	240	18	7000	2.00						
98.89	194	14	6840	2.50						
114.55	167	12	6740	2.77						
144.95	132	10	6530	3.27						
33.56	571	42	4250	1.02						
40.94	468	34	4360	1.24						
43.45	441	32	4370	1.31	KSF57	100	32.6			
50.33	381	28	4360	1.32	KHF57		30.9			
54.35	353	26	4050	1.34	KAF57		30.3			
62.95	304	22	4030	1.47	KNF57		35.7			
79.66	241	18	3940	1.70	KMF57		33.7			
109.84	175	13	3920	2.29						
127.24	151	11	3790	2.58						
161.01	119	9	3590	3.13						
67.81	283	21	2730	1.08						
76.26	251	18	2710	1.20	KSF47	100	25.6			
82.41	233	17	2730	1.23	KHF47		24.7			
106.66	180	13	2650	1.54	KAF47		24.1			
129.63	148	11	2570	1.74	KNF47		28.3			
140.74	136	10	2570	1.75	KMF47		26.8			
196.83	97	7	2400	2.19						
239.23	80	6	2300	2.50						
3 (4HP)	3.06	8041	458	59172	0.89					
	3.56	6911	393	59172	1.04					
	3.90	6301	359	59172	1.14					
	4.42	5564	317	59172	1.29	KSF107 R77	100	307		
	5.07	4847	276	59172	1.48	KHF107 R77		273		
	5.61	4380	249	59172	1.64	KAF107 R77		254		
	6.47	3802	216	59172	1.88	KNF107 R77		297		
	7.26	3386	193	59172	2.12	KMF107 R77		270		
	8.10	3037	173	59172	2.36					
	9.00	2733	156	59172	2.62					
	9.87	2492	142	59172	2.88					
	5.41	4545	259	38063	0.88	KSF97R47	100	179.2		
	6.12	4021	229	38063	0.99	KHF97R47		168.7		
	6.82	3605	205	38063	1.11	KAF97R47		159.2		
						KNF97R47		190.4		
						KMF97R47		176.7		
	9.75	2661	144	72770	3.01	KSF107		276		

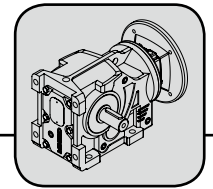


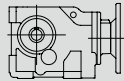
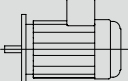
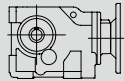
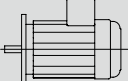
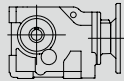
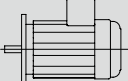
Helical-Bevel Gear Units

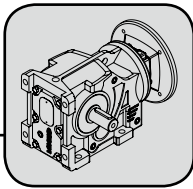
Selection Tables [kW] K..F/..M

1400 Input Rpm

Pm [kW]	na [1/min]	Ma [Nm]	i	FRa [N]	fs			m [kg]	
3 (4HP)	11.48	2261	122	70000	3.54	KHF107	100	243	
	13.08	1984	107	67800	4.03			KAF107	223
								KNF107	266
								KMF107	239
	8.01	3262	175	43020	1.33				
	9.08	2877	154	42690	1.51				
	9.95	2627	141	42360	1.65				
	11.68	2238	120	41640	1.94				
	12.45	2099	112	41310	2.06				
	13.81	1892	101	40730	2.29	KSF97		157	
	15.59	1676	90	39980	2.58	KHF97		153	
	17.48	1495	80	39220	2.90	KAF97	100	142.7	
	19.50	1340	72	38470	3.23	KNF97		173.4	
	21.63	1208	65	37720	3.58	KMF97		159.4	
	26.44	989	53	36230	4.38				
	29.68	880	47	34790	3.74				
	33.11	789	42	34010	4.18				
	36.72	712	38	33260	4.64				
	44.88	582	31	31790	5.70				
	11.91	2195	118	19880	1.24				
	12.96	2016	108	20100	1.35				
	14.92	1752	94	20320	1.55				
	16.90	1547	83	20390	1.73				
	19.35	1351	72	20350	1.94				
	22.80	1147	61	20180	2.21	KSF87		101.1	
	26.11	1001	54	19960	2.47	KHF87		90.1	
	27.75	942	50	19830	2.59	KAF87	100	90.3	
	32.32	809	43	19470	2.94	KNF87		106.9	
	35.35	739	40	18760	3.16	KMF87		98.6	
	43.19	605	32	18250	3.79				
	49.47	528	28	17860	4.16				
	52.58	497	27	17680	4.34				
	61.24	427	23	17200	4.83				
	66.99	390	21	16900	5.15				
	13.91	1879	101	6150	0.83				
	17.93	1457	78	7970	1.07				
	21.85	1196	64	8930	1.31				
	24.54	1065	57	9340	1.47				
	27.36	955	51	9640	1.63				
	29.71	880	47	9820	1.77				
	35.21	742	40	10080	2.03	KSF77		62.4	
	45.93	569	30	9870	2.30	KHF77		58.3	
	51.21	510	27	9900	2.57	KAF77	100	59.2	
	55.61	470	25	9900	2.76	KNF77		70.6	
	62.04	421	23	10140	3.01	KMF77		65.6	
	65.91	397	21	9840	3.11				
	69.16	378	20	10060	3.25				
	75.12	348	19	9980	3.45				
	89.02	294	16	9780	3.88				
	116.13	225	12	9250	4.62				
	129.46	202	11	9090	4.99				
	140.61	186	10	8960	5.28				
	166.63	157	8	8690	5.95				
	36.86	709	38	2240	0.92				
	39.11	668	36	3590	0.96				
	42.09	621	33	2790	0.94				
	45.31	577	31	5140	1.06	KSF67		36.6	
	51.34	509	27	5560	1.08	KHF67		35.1	



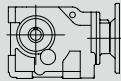
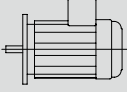
Pm [kW]	na [1/min]	Ma [Nm]	i	FRa [N]	fs			m [kg]			
3 (4HP)	54.48	480	26	5670	1.12						
	57.33	456	24	5650	1.25						
	63.11	414	22	5890	1.24				KAF67	100	33.6
	79.86	327	18	6090	1.47				KNF67		39.6
	98.89	264	14	6100	1.84				KMF67		37.1
	114.55	228	12	6090	2.03						
	144.95	180	10	6020	2.40						
	40.94	638	34	3330	0.91						
	43.45	602	32	3430	0.96						
	50.33	519	28	3590	0.97				KSF57		32.6
	54.35	481	26	3000	0.98				KHF57		30.9
	62.95	415	22	3420	1.08				KAF57	100	30.3
	79.66	328	18	3460	1.25				KNF57		35.7
	109.84	238	13	3630	1.68				KMF57		33.7
127.24	205	11	3560	1.89							
161.01	162	9	3410	2.29							
4 (5.4HP)	3.90	8402	359	59172	0.85						
	4.42	7419	317	59172	0.97						
	5.07	6463	276	59172	1.11				KSF107 R77		307
	5.61	5840	249	59172	1.23				KHF107 R77		273
	6.47	5069	216	59172	1.41				KAF107 R77	112	254
	7.26	4515	193	59172	1.59				KNF107 R77		297
	8.10	4050	173	59172	1.77				KMF107 R77		270
	9.00	3645	156	59172	1.97						
	9.87	3323	142	59172	2.16						
	6.82	4806	205	38063	0.83				KSF97R47		179.2
									KHF97R47		168.7
									KAF97R47	112	159.2
									KNF97R47		190.4
									KMF97R47		176.7
	11.48	3014	122	68060	2.65				KSF107		276
	13.08	2646	107	66100	3.02				KHF107		243
									KAF107	112	223
									KNF107		266
									KMF107		239
	8.01	4350	175	37820	1.00						
	9.08	3836	154	38110	1.13						
	9.95	3502	141	38180	1.24						
	11.68	2984	120	38080	1.45						
	12.45	2798	112	37970	1.55						
	13.81	2523	101	37710	1.72				KSF97		157
	15.59	2235	90	37310	1.94				KHF97		153
	17.48	1993	80	36840	2.17				KAF97	112	142.7
	19.50	1787	72	36330	2.42				KNF97		173.4
21.63	1611	65	35800	2.69	KMF97		159.4				
26.44	1318	53	34660	3.29							
29.68	1174	47	33200	2.80							
33.11	1052	42	32580	3.13							
36.72	949	38	31970	3.48							
44.88	776	31	30740	4.27							
14.92	2336	94	16940	1.16							
16.90	2062	83	17400	1.30							
19.35	1801	72	17750	1.45							
22.80	1529	61	17970	1.66							
26.11	1335	54	18020	1.85							
27.75	1256	50	18010	1.95	KSF87		101.1				
32.32	1078	43	17910	2.20	KHF87		90.1				
35.35	986	40	17180	2.37	KAF87	112	90.3				

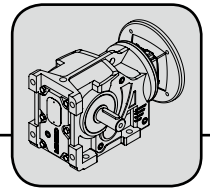


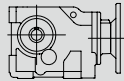
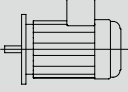
Helical-Bevel Gear Units

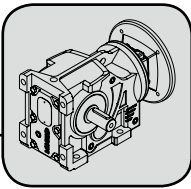
Selection Tables [kW] K..F/..M

1400 Input Rpm

Pm [kW]	na [1/min]	Ma [Nm]	i	FRa [N]	fs			m [kg]	
4 (5.4HP)	43.19	807	32	16960	2.84	KNF87		106.9	
	49.47	705	28	16730	3.12			KMF87	98.6
	52.58	663	27	16620	3.26				
	61.24	569	23	16280	3.63				
	66.99	520	21	16070	3.86				
	89.38	390	16	15300	4.72				
	109.20	319	13	14710	5.44				
	125.06	279	11	14300	5.98				
	21.85	1595	64	5740	0.98				
	24.54	1420	57	6500	1.10				
	27.36	1274	51	7100	1.23				
	29.71	1173	47	7480	1.33				
	35.21	990	40	8110	1.52				
	45.93	759	30	8240	1.73	KSF77	112	62.4	
	51.21	681	27	8440	1.93	KHF77		58.3	
	55.61	627	25	8550	2.07	KAF77		59.2	
	62.04	562	23	9020	2.26	KNF77		70.6	
	65.91	529	21	8700	2.33	KMF77		65.6	
69.16	504	20	9050	2.44					
75.12	464	19	9050	2.58					
89.02	391	16	9000	2.91					
116.13	300	12	8600	3.47					
129.46	269	11	8510	3.74					
140.61	248	10	8430	3.96					
166.63	209	8	8240	4.46					
57.33	608	24	2610	0.94	KSF67		36.6		
63.11	552	22	2330	0.93	KHF67		35.1		
79.86	436	18	4970	1.10	KAF67		33.6		
98.89	352	14	5170	1.38	KNF67		39.6		
114.55	304	12	5290	1.53	KMF67		37.1		
144.95	240	10	5380	1.80					
62.95	554	22	1250	0.81	KSF57	112	32.6		
79.66	437	18	2280	0.93	KHF57		30.9		
109.84	317	13	3240	1.26	KAF57		30.3		
127.24	274	11	3230	1.42	KNF57		35.7		
161.01	216	9	3160	1.72	KMF57		33.7		
5.5 (7.4HP)	5.61	8030	249	59172	0.89	KSF107 R77		310	
	6.47	6971	216	59172	1.03	KHF107 R77		276	
	7.26	6208	193	59172	1.15	KAF107 R77	132S	257	
	8.10	5569	173	59172	1.29	KNF107 R77		300	
	9.00	5011	156	59172	1.43	KMF107 R77		273	
	9.87	4569	142	59172	1.57				
	13.08	3638	107	63540	2.20				
	13.94	3414	100	62740	2.34	KSF107		280	
	14.66	3245	95	62100	2.47	KHF107		247	
	15.44	3082	91	61440	2.60	KAF107	132S	227	
	16.99	2800	82	60190	2.86	KNF107		270	
	18.64	2553	75	58990	3.13	KMF107		243	
	21.11	2254	66	57350	3.55				
	24.23	1964	58	55540	4.07				
	11.68	4103	120	32740	1.06				
	12.45	3848	112	32960	1.13				
	13.81	3469	101	33200	1.25				
	15.59	3073	90	33310	1.41				
17.48	2740	80	33280	1.58					
19.50	2457	72	33140	1.76	KSF97		163		
21.63	2215	65	32920	1.95	KHF97		158		
26.44	1812	53	32300	2.39	KAF97	132S	148.5		



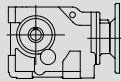
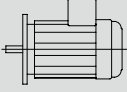
Pm [kW]	na [1/min]	Ma [Nm]	i	FRa [N]	fs			m [kg]		
5.5 (7.4HP)	29.68	1614	47	30820	2.04	KNF97 KMF97		180.1		
	33.11	1447	42	30450	2.28			166.3		
	36.72	1305	38	30050	2.53					
	44.88	1068	31	29160	3.11					
	58.53	819	24	28360	4.86					
	65.64	730	21	27690	5.26					
	73.21	654	19	27040	5.68					
19.35	2476	72	13840	1.06	KSF87 KHF87 KAF87 KNF87 KMF87	132S	106.9			
22.80	2102	61	14650	1.21			99.9			
26.11	1835	54	15130	1.35			96			
27.75	1727	50	15290	1.41			112.7			
32.32	1482	43	15570	1.60			104.3			
35.35	1355	40	14810	1.72						
43.19	1109	32	15020	2.07						
49.47	969	28	15040	2.27						
52.58	911	27	15020	2.37						
61.24	782	23	14910	2.64						
66.99	715	21	14810	2.81						
89.38	536	16	14360	3.44						
109.20	439	13	13940	3.95						
125.06	383	11	13630	4.35						
132.93	361	11	13490	4.54						
154.84	309	9	13110	5.05						
169.35	283	8	12880	5.37						
35.21	1361	40	5150	1.11	KSF77 KHF77 KAF77 KNF77 KMF77	132S	69.6			
45.93	1043	30	5780	1.25			65			
51.21	936	27	6230	1.40			66			
55.61	862	25	6520	1.51			76.6			
62.04	772	23	7340	1.64			72.4			
65.91	727	21	6990	1.70						
69.16	693	20	7540	1.77						
75.12	638	19	7660	1.88						
89.02	538	16	7820	2.12						
116.13	413	12	7630	2.52						
129.46	370	11	7640	2.72						
140.61	341	10	7630	2.88						
166.63	288	8	7560	3.25						
7.5 (10HP)	13.08	4960	107	60140			1.61	KSF107 KHF107 KAF107 KNF107 KMF107	132M	280
	13.94	4656	100	59550	1.72	247				
	14.66	4424	95	59060	1.81	227				
	15.44	4203	91	58550	1.90	270				
	16.99	3818	82	57570	2.10	243				
	18.64	3481	75	56600	2.30					
	21.11	3074	66	55240	2.60					
	24.23	2678	58	53700	2.99					
	30.56	2161	46	51050	3.63					
	15.59	4191	90	27970	1.03	KSF97 KHF97 KAF97 KNF97 KMF97	132M			163
	17.48	3737	80	28520	1.16					158
	19.50	3350	72	28870	1.29					148.5
	21.63	3021	65	29070	1.43					180.1
	26.44	2471	53	29150	1.75					166.3
29.68	2201	47	27640	1.49						
33.11	1973	42	27600	1.67						
36.72	1779	38	27480	1.86						
44.88	1456	31	27060	2.28						
58.53	1116	24	26930	3.56						
65.64	995	21	26420	3.86						
73.21	892	19	25910	4.17						

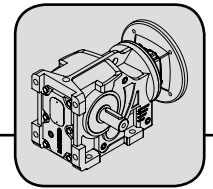


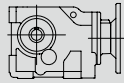
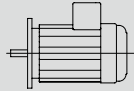
Helical-Bevel Gear Units

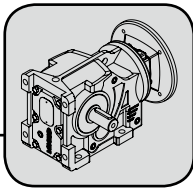
Selection Tables [kW] K..F/..M

1400 Input Rpm

Pm [kW]	na [1/min]	Ma [Nm]	i	FRa [N]	fs			m [kg]
7.5 (10HP)	81.20	805	17	25400	4.48			
	99.25	658	14	24390	5.15			
	111.44	586	13	23420	4.85			
	124.30	526	11	22900	5.24			
	137.86	474	10	22390	5.63			
9.2 (12.4HP)	27.75	2355	50	11650	1.04			
	32.32	2021	43	12450	1.17			
	35.35	1848	40	11640	1.26			
	43.19	1513	32	12420	1.51			
	49.47	1321	28	12770	1.67	KSF87		106.9
	52.58	1243	27	12890	1.74	KHF87		99.9
	61.24	1067	23	13090	1.93	KAF87	132M	96
	66.99	975	21	13140	2.06	KNF87		112.7
	89.38	731	16	13100	2.52	KMF87		104.3
	109.20	598	13	12920	2.90			
	125.06	522	11	12740	3.19			
	132.93	492	11	12640	3.33			
	154.84	422	9	12380	3.70			
	169.35	386	8	12220	3.94			
	9.2 (12.4HP)	13.08	6085	107	57250	1.31		
13.94		5711	100	56830	1.40			
14.66		5427	95	56480	1.47	KSF107		280
15.44		5156	91	56100	1.55	KHF107		247
16.99		4683	82	55350	1.71	KAF107	132M	227
18.64		4270	75	54570	1.87	KNF107		270
21.11		3770	66	53450	2.12	KMF107		243
24.23		3285	58	52140	2.44			
30.56		2651	46	49810	2.96			
15.59		5141	90	23440	0.84			
17.48		4584	80	24470	0.94			
19.50		4110	72	25240	1.05			
21.63		3705	65	25800	1.17			
26.44		3032	53	26480	1.43			
29.68		2700	47	24940	1.22			
33.11		2421	42	25180	1.36	KSF97		163
36.72		2183	38	25300	1.51	KHF97		158
44.88		1786	31	25280	1.86	KAF97	132M	148.5
58.53		1369	24	25730	2.90	KNF97		180.1
65.64		1221	21	25340	3.15	KMF97		166.3
73.21	1095	19	24940	3.40				
81.20	987	17	24530	3.65				
99.25	808	14	23680	4.20				
111.44	719	13	22710	3.96				
124.30	645	11	22250	4.27				
137.86	581	10	21810	4.59				
168.49	476	8	20920	5.29				
9.2 (12.4HP)	27.75	2888	50	8560	0.85			
	32.32	2480	43	9800	0.96			
	35.35	2267	40	8950	1.03			
	43.19	1856	32	10220	1.23			
	49.47	1620	28	10850	1.36	KSF87		106.9
	52.58	1524	27	11080	1.42	KHF87		99.9
	61.24	1309	23	11530	1.58	KAF87	132M	96
	66.99	1197	21	11720	1.68	KNF87		112.7
	89.38	897	16	12040	2.05	KMF87		104.3
	109.20	734	13	12050	2.36			
	125.06	641	11	11980	2.60			
	132.93	603	11	11930	2.71			



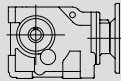
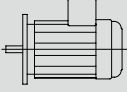
Pm [kW]	na [1/min]	Ma [Nm]	i	FRa [N]	fs			m [kg]
9.2	154.84	518	9	11770	3.02			
(12.4HP)	169.35	473	8	11650	3.21			
11	15.44	6165	91	53510	1.30			
(15HP)	16.99	5599	82	52990	1.43			
	18.64	5105	75	52420	1.57	KSF107		293
	21.11	4508	66	51550	1.77	KHF107		259
	24.23	3927	58	50490	2.04	KAF107	160M	239
	30.56	3170	46	48500	2.47	KNF107		282
	33.37	2762	42	47710	2.67	KMF107		256
	36.88	2510	38	46780	2.87			
	42.96	2215	33	45330	3.25			
	47.12	1934	30	44430	3.52			
	26.44	3625	53	23640	1.19			
	29.68	3228	47	22080	1.02			
	33.11	2894	42	22620	1.14			
	36.72	2610	38	22990	1.27			
	44.88	2135	31	23390	1.55	KSF97		173.8
	58.53	1637	24	24450	2.43	KHF97		172
	65.64	1460	21	24200	2.63	KAF97	160M	156.9
	73.21	1309	19	23920	2.84	KNF97		190
	81.20	1180	17	23610	3.05	KMF97		174.3
	99.25	966	14	22930	3.51			
	111.44	860	13	21950	3.31			
	124.30	771	11	21570	3.57			
	137.86	695	10	21190	3.84			
	168.49	569	8	20420	4.42			
	43.19	2219	32	7890	1.03			
	49.47	1937	28	8820	1.14			
	52.58	1823	27	9170	1.18			
	61.24	1565	23	9890	1.32	KSF87		118.4
	66.99	1431	21	10220	1.40	KHF87		111.5
	89.38	1072	16	10910	1.72	KAF87	160M	107.4
	109.20	878	13	11130	1.98	KNF87		124.1
	125.06	766	11	11170	2.17	KMF87		115.7
	132.93	721	11	11170	2.27			
	154.84	619	9	11120	2.52			
	169.35	566	8	11060	2.69			
15	16.99	7635	82	47750	1.05			
(20HP)	18.64	6962	75	47640	1.15			
	21.11	6148	66	47330	1.30			
	24.23	5355	58	46810	1.49	KSF107		293
	30.56	4323	46	45590	1.81	KHF107		259
	33.37	3766	42	45040	1.95	KAF107	160L	239
	36.88	3423	38	44360	2.10	KNF107		282
	42.96	3020	33	43250	2.38	KMF107		256
	47.12	2637	30	42540	2.58			
	61.26	2243	23	40420	3.21			
	70.57	2006	20	39230	3.59			
	86.77	1488	16	37470	4.31			
	44.88	2911	31	19180	1.14			
	58.53	2233	24	21600	1.78			
	65.64	1991	21	21670	1.93	KSF97		173.8
	73.21	1785	19	21650	2.08	KHF97		172
	81.20	1609	17	21560	2.24	KAF97	160L	156.9
	99.25	1317	14	21250	2.58	KNF97		190
	111.44	1173	13	20250	2.43	KMF97		174.3
	124.30	1051	11	20050	2.62			
	137.86	948	10	19820	2.82			

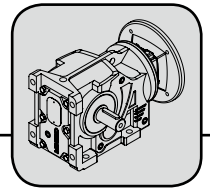


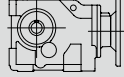
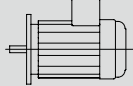
Helical-Bevel Gear Units

Selection Tables [kW] K..F/..M

1400 Input Rpm

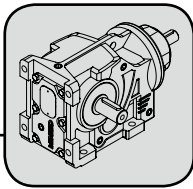
Pm [kW]	na [1/min]	Ma [Nm]	i	FRa [N]	fs			m [kg]
	168.49	776	8	19300	3.24			
18.5 (25HP)	21.11	7582	66	43640	1.06			
	24.23	6605	58	43600	1.21			
	30.56	5331	46	43040	1.47			
	33.37	4644	42	42700	1.58	KSF107		300
	36.88	4221	38	42250	1.71	KHF107		267
	42.96	3725	33	41440	1.93	KAF107	180M ★	247
	47.12	3252	30	40890	2.09	KNF107		290
	61.26	2766	23	39150	2.60	KMF107		264
	70.57	2474	20	38130	2.91			
	86.77	1835	16	36580	3.50			
	95.94	1564	15	35800	3.84			
	58.53	2754	24	19120	1.44			
	65.64	2455	21	19450	1.56			
	73.21	2201	19	19660	1.69	KSF97		183.8
81.20	1985	17	19770	1.82	KHF97		176	
99.25	1624	14	19780	2.09	KAF97	180M ★	168.8	
111.44	1446	13	18770	1.97	KNF97		200.3	
124.30	1297	11	18730	2.12	KMF97		178.7	
137.86	1169	10	18630	2.28				
168.49	957	8	18320	2.63				
22 (30HP)	24.23	7855	58	40380	1.02			
	30.56	6340	46	40490	1.24			
	33.37	5523	42	40370	1.33			
	36.88	5020	38	40140	1.43	KSF107		300
	42.96	4429	33	39630	1.63	KHF107		267
	47.12	3868	30	39240	1.76	KAF107	180L ★	247
	61.26	3289	23	37880	2.19	KNF107		290
	70.57	2942	20	37030	2.45	KMF107		264
	86.77	2182	16	35680	2.94			
	95.94	1860	15	34990	3.23			
	130.02	1141	11	32430	4.03			
	58.53	3275	24	16630	1.21			
	65.64	2920	21	17230	1.32			
	73.21	2618	19	17670	1.42	KSF97		183.8
81.20	2360	17	17980	1.53	KHF97		176	
99.25	1931	14	18320	1.76	KAF97	180L ★	168.8	
111.44	1720	13	17290	1.65	KNF97		200.3	
124.30	1542	11	17400	1.79	KMF97		178.7	
137.86	1390	10	17430	1.92				
168.49	1138	8	17340	2.21				
30 (40HP)	36.88	6845	38	35310	1.05			
	42.96	6040	33	35480	1.19			
	47.12	5274	30	35460	1.29	KSF107		300
	61.26	4486	23	34970	1.61	KHF107		267
	70.57	4012	20	34500	1.79	KAF107	200L ★	247
	86.77	2976	16	33630	2.16	KNF107		290
	95.94	2536	15	33140	2.37	KMF107		264
	130.02	1556	11	30910	2.96			
	161.45	1212	9	29710	3.36			
	58.53	4465	24	10940	0.89			
	65.64	3982	21	12160	0.96			
	73.21	3570	19	13120	1.04	KSF97		183.8
	81.20	3219	17	13880	1.12	KHF97		176
	99.25	2633	14	14960	1.29	KAF97	200L ★	168.8
111.44	2345	13	13910	1.21	KNF97		200.3	
124.30	2103	11	14370	1.31	KMF97		178.7	
137.86	1896	10	14700	1.41				



Pm [kW]	na [1/min]	Ma [Nm]	i	FRa [N]	fs			m [kg]
	168.49	1551	8	15100	1.62			
37 (50HP)	61.26	5532	23	32430	1.30	KSF107		308
	70.57	4948	20	32300	1.46	KHF107		279
	86.77	3670	16	31830	1.75	KAF107	225S ★	254
	95.94	3128	15	31510	1.92	KNF107		297
	130.02	1919	11	29580	2.40	KMF107		271
	161.45	1494	9	28640	2.72			
45 (60HP)	61.26	6728	23	29520	1.07	KSF107		308
	70.57	6018	20	29770	1.20	KHF107		279
	86.77	4464	16	29780	1.44	KAF107	225M ★	254
	95.94	3804	15	29660	1.58	KNF107		297
	130.02	2334	11	28060	1.97	KMF107		271
	161.45	1817	9	27420	2.24			

▲ 馬達直結型式無該框號配置 Not available for K..M (direct couple) models.

★ 使用台灣東元馬達請閱第 131 頁

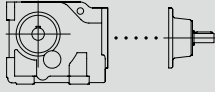


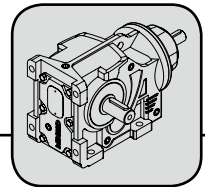
Helical-Bevel Gear Units

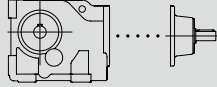
Selection Tables [kW] K..S

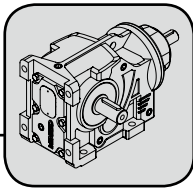
1400 Input Rpm

K..S

i	na [1/min]	Mamax [Nm]	Pe [kW]	FRa [N]	FRe [N]		m [kg]
K37							200Nm
150.47	9.3	200	0.21	5530			
134.96	10	200	0.24	5300			
116.28	12	200	0.28	5000			
106.21	13	200	0.30	4830			
92.84	15	200	0.35	4580		KSS37	13.4
83.69	17	200	0.38	4400		KHS37	12.7
75.58	19	200	0.43	4220		KAS37	12
67.80	21	200	0.47	4040		KNS37	14.4
59.67	23	200	0.54	3830		KMS37	13.6
49.51	28	200	0.65	3550			
44.46	31	200	0.72	3390			
37.97	37	200	0.85	3170			
32.19	43	197	0.99	2960			
26.40	53	190	1.2	2740			
25.73	54	187	1.2	2530			
23.10	61	187	1.3	2400			
19.73	71	186	1.5	2220		KSS37	13.8
16.73	84	185	1.8	2040		KHS37	13.1
15.32	91	177	1.9	2200		KAS37	12.4
13.08	107	177	2.2	2040		KNS37	14.8
11.09	126	177	2.6	1880		KMS37	14
9.09	154	176	3.1	1700			
7.96	176	176	3.6	1380			
6.80	206	167	4.0	1310			
5.76	243	158	4.4	1230			
4.73	296	148	5.0	1140			
K47							400Nm
130.79	11	400	0.49	5630		KSS47	20.3
116.81	12	400	0.55	5350		KHS47	19.4
108.86	13	400	0.59	5180		KAS47	18.8
96.90	14	400	0.66	4910		KNS47	23
						KMS47	21.5
86.89	16	400	0.74	4660			
76.33	18	400	0.84	4380			
71.78	20	400	0.90	4250			
58.99	24	400	1.1	3890			
53.29	26	388	1.2	3710			
47.08	30	384	1.3	3530			
41.36	34	381	1.5	3310			
38.89	36	373	1.5	3240		KSS47	20.5
31.35	45	351	1.8	2970		KHS47	19.6
28.88	48	338	1.9	2940		KAS47	19
26.30	53	337	2.1	2770		KNS47	23.2
24.73	57	335	2.2	2680		KMS47	21.7
20.65	68	302	2.4	2620			
18.36	76	300	2.6	2450			
16.99	82	283	2.7	2460			
13.13	107	275	3.4	2150			
10.80	130	256	3.8	2030			
9.95	141	237	3.8	2060			
7.11	197	212	4.8	1840			
5.85	239	199	5.5	1720			



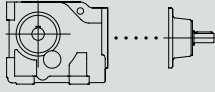
i	na [1/min]	Mamax [Nm]	Pe [kW]	FRa [N]	FRe [N]		m [kg]	
K57							600Nm	
149.93	9.3	600	0.64	7470				
130.88	11	600	0.73	7010				
118.43	12	600	0.81	6650				
108.29	13	600	0.89	6360				
95.70	15	600	1.0	5960				
84.31	17	600	1.1	5580				
69.12	20	600	1.4	4990		KSS57	29.6	
65.13	21	600	1.5	4820		KHS57	28	
56.22	25	600	1.7	4400		KAS57	Ø19	26.9
47.35	30	600	2.0	4410		KNS57		32.3
44.43	32	580	2.1	3790		KMS57		30.3
41.71	34	577	2.2	4220				
34.20	41	575	2.7	3730				
32.22	43	572	2.9	3610				
27.82	50	500	2.9	3710				
25.76	54	470	2.9	3170				
22.24	63	444	3.2	3000				
17.57	80	406	3.7	2760		KSS57		29.8
12.75	110	397	5.0	2790		KHS57		28.2
11.00	127	385	5.6	2610		KAS57	Ø24	27.1
8.69	161	370	6.8	2330		KNS57		32.5
						KMS57		30.5
K67							820Nm	
149.56	9.4	820	0.88	9560				
130.56	11	820	1.0	8840				
118.14	12	820	1.1	8330				
108.03	13	820	1.2	7360				
95.46	15	793	1.3	6930				
84.10	17	764	1.5	6660				
68.95	20	720	1.7	6280		KSS67		33.3
64.97	22	707	1.7	6170		KHS67		31.6
56.09	25	676	1.9	5910		KAS67	Ø19	30.1
46.33	30	687	2.4	5430		KNS67		36.1
44.32	32	630	2.3	5500		KMS67		33.6
37.98	37	648	2.7	5110				
35.79	39	636	2.9	5020				
33.26	42	578	2.8	5040				
30.90	45	609	3.2	4810				
27.27	51	545	3.2	4750				
25.70	54	535	3.3	4670				
24.42	57	567	3.7	4480		KSS67		33.5
22.18	63	512	3.7	4460		KHS67		31.8
17.53	80	477	4.4	4160		KAS67	Ø24	30.3
14.16	99	482	5.5	3800		KNS67		36.3
12.22	115	461	6.1	3640		KMS67		33.8
9.66	145	429	7.1	3390				

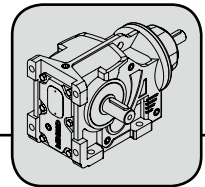


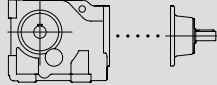
Helical-Bevel Gear Units

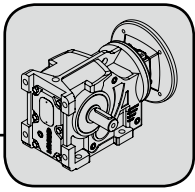
Selection Tables [kW] K..S

1400 Input Rpm


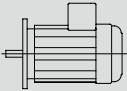
i	na [1/min]	Mamax [Nm]	Pe [kW]	FRa [N]	FRe [N]		m [kg]
K77							1550Nm
194.36	7.2	1451	1.2	16730			
180.17	7.8	1345	1.2	16080			
160.76	8.7	1200	1.2	15120		KSS77	59.7
144.13	9.7	1076	1.2	14240		KHS77	55.1
122.94	11	918	1.2	13000		KAS77	Ø19
109.30	13	816	1.2	12120		KNS77	56.1
100.66	14	1550	2.5	11520		KMS77	66.7
90.08	16	1550	2.8	10740			62.5
78.07	18	1550	3.2	9760			
64.06	22	1550	3.9	8490		KSS77	59.9
57.05	25	1506	4.2	8130		KHS77	55.3
51.18	27	1457	4.6	7870		KAS77	Ø24
47.12	30	1422	4.8	7680		KNS77	56.3
						KMS77	66.9
							62.7
39.76	35	1351	5.5	7300			
30.48	46	1233	6.5	6050			
27.34	51	1194	7.0	5860			
25.17	56	1165	7.4	5710			
22.57	62	1140	8.1	6150		KSS77	65.1
21.24	66	1107	8.4	5430		KHS77	60.5
20.24	69	1103	8.8	5960		KAS77	Ø38
18.64	75	1076	9.3	5810		KNS77	61.5
15.73	89	1023	10.5	5520		KMS77	72.1
12.06	116	934	12.4	4580			67.9
10.81	129	904	13.4	4430			
9.96	141	882	14.2	4330			
8.40	167	838	16.0	4110			
K87							2700Nm
214.50	6.5	1602	1.2	23400			
190.38	7.4	1422	1.2	22030		KSS87	97.7
180.32	7.8	1346	1.2	21420		KHS87	90.7
151.59	9.2	1132	1.2	19540		KAS87	Ø19
129.25	11	2700	3.4	17900		KNS87	86.8
117.56	12	2700	3.7	16960		KMS87	103.5
108.00	13	2700	4.0	16140			95.1
93.84	15	2700	4.6	14830		KSS87	98
82.86	17	2663	5.2	13930		KHS87	91
						KAS87	Ø28
						KNS87	87.1
						KMS87	103.8
							95.4
72.35	19	2595	5.8	13150		KSS87	102.3
61.42	23	2517	6.6	12250		KHS87	95.3
53.63	26	2454	7.4	11550		KAS87	Ø38
50.45	28	2426	7.7	11240		KNS87	91.4
43.31	32	2358	8.7	10500		KMS87	108.1
39.60	35	2319	9.4	8620			99.7
32.41	43	2275	11.3	7530			
28.30	49	2184	12.4	7230			
26.63	53	2145	12.9	7100			
22.86	61	2049	14.4	6780		KSS87	110.5
20.90	67	1994	15.3	6600		KHS87	103.5
15.66	89	1829	18.8	6050		KAS87	Ø42
12.82	109	1722	22	5700		KNS87	99.6
11.19	125	1654	24	5470		KMS87	116.3
10.53	133	1624	25	5370			107.9
9.04	155	1551	28	5130			
8.27	169	1510	29	5000			

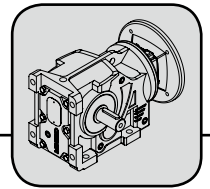


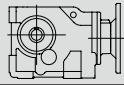
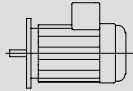
i	na [1/min]	Mamax [Nm]	Pe [kW]	FRa [N]	FRe [N]		m [kg]
K97							4300Nm
174.75	8.0	4300	4.0	38060		KSS97	154.9
154.10	9.1	4300	4.5	35890		KHS97	147.1
140.71	10	4300	4.9	34370		KAS97	140.4
						KNS97	171.4
						KMS97	149.8
119.87	12	4300	5.8	31800			
112.43	12	4300	6.1	30800		KSS97	159.1
101.37	14	4300	6.8	29230		KHS97	151.3
89.79	16	4300	7.7	27450		KAS97	144.6
80.07	17	4300	8.6	25830		KNS97	175.6
71.78	20	4300	9.6	24330		KMS97	154
64.72	22	4300	10.7	22960			
52.96	26	4300	13.0	20420		KSS97	167.1
47.16	30	3266	11.1	21880		KHS97	159.3
42.28	33	3274	12.4	20560		KAS97	152.6
38.12	37	3280	13.8	19360		KNS97	183.6
31.19	45	3295	17.0	17110		KMS97	162
23.92	59	3948	27	13410			
21.33	66	3814	29	12960			
19.12	73	3692	31	12540		KSS97	167.1
17.24	81	3579	33	12160		KHS97	166.3
14.11	99	3369	38	11450		KAS97	159.6
12.56	111	2826	36	11310		KNS97	190.6
11.26	124	2735	39	10950		KMS97	169
10.16	138	2651	42	10610			
8.31	168	2496	48	9990			
K107							8000Nm
143.55	10	8000	9.0	59170		KSS107	273
121.95	11	8000	10.5	55370		KHS107	244
						KAS107	219
						KNS107	262
						KMS107	236
107.04	13	8000	12.0	52460		KSS107	277
100.47	14	8000	12.8	51090		KHS107	248
95.48	15	8000	13.5	50000		KAS107	223
						KNS107	266
						KMS107	240
90.70	15	8000	14.2	48930		KSS107	284
82.38	17	8000	15.6	46960		KHS107	255
75.12	19	8000	17.1	45110		KAS107	230
						KNS107	273
						KMS107	247
66.33	21	8000	19.4	42710			
57.78	24	8000	22	40150			
45.81	31	7700	27	36840			
41.96	33	7600	29	35630			
37.96	37	7400	31	34510		KSS107	295
32.59	43	7200	36	32630		KHS107	266
29.71	47	7100	38	31490		KAS107	241
22.86	61	6800	48	28500		KNS107	284
19.84	71	6600	53	27100		KMS107	258
16.13	87	6450	64	24840			
14.59	96	6400	70	23740			
10.77	130	5900	88	19890			
8.67	161	5400	100	19010			

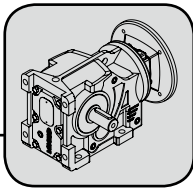


3.4 選型表 1750Rpm Selection Tables K..F/..M

Pm [kW]	na [1/min]	Ma [Nm]	i	FRa [N]	fs			m [kg]
0.12 (0.16HP)	0.21	4454	8169	35110	0.87			
	0.25	3811	6990	35110	1.02			
	0.29	3246	5953	35110	1.19			
	0.33	2910	5337	35110	1.33			
	0.38	2544	4665	35110	1.52			
	0.43	2209	4053	35110	1.75	KSF97 R47		174.4
	0.51	1864	3420	35110	2.08	KHF97 R47		164.4
	0.54	1766	3239	35110	2.12	KAF97 R47	63	154.2
	0.63	1513	2775	35110	2.56	KNF97 R47		185.7
	0.71	1385	2457	35110	2.79	KMF97 R47		171.7
	0.84	1171	2078	35110	3.30			
	0.95	1036	1843	35110	3.85			
	1.07	922	1640	35110	4.33			
	1.19	823	1471	35110	4.66			
1.44	683	1219	35110	5.62				
0.33	2863	5251	21500	0.85				
0.38	2511	4585	21500	0.94				
0.41	2216	4257	21500	1.01				
0.48	1970	3614	21500	1.23				
0.55	1720	3155	21500	1.41				
0.63	1511	2772	21500	1.61	KSF87 R47		115.8	
0.72	1319	2420	21500	1.84	KHF87 R47		105.6	
0.79	1214	2226	21500	2.00	KAF87 R47	63	101.6	
0.86	1150	2047	21500	2.18	KNF87 R47		123.8	
0.98	1004	1787	21500	2.49	KMF87 R47		109.9	
1.05	937	1665	21500	2.58				
1.24	796	1414	21500	3.04				
1.42	694	1234	21500	3.61				
1.64	601	1070	21500	4.17				
1.79	550	978	21500	4.56				
2.16	455	811	21500	5.30				
0.57	1680	3082	12200	0.83				
0.63	1507	2765	12200	0.92				
0.71	1342	2461	12200	1.04				
0.79	1241	2207	12200	1.16				
0.87	1129	2008	12200	1.27				
1.01	969	1724	12200	1.48				
1.12	875	1557	12200	1.64	KSF77 R37		67.2	
1.25	786	1398	12200	1.83	KHF77 R37		63.1	
1.40	705	1254	12200	2.04	KAF77 R37	63	63.2	
1.68	585	1041	12200	2.46	KNF77 R37		75.1	
1.91	515	916	12200	2.79	KMF77 R37		70	
2.17	453	806	12200	3.17				
2.35	419	746	12200	3.31				
2.84	346	616	12200	4.15				
3.17	311	553	12200	4.63				
3.61	272	485	12200	5.28				
4.02	244	435	12200	5.88				
1.15	856	1523	8730	0.89				
1.27	772	1374	8730	0.98				
1.54	638	1135	8730	1.19				
1.71	575	1023	8730	1.27				
1.94	506	901	8730	1.50				
2.16	455	809	8730	1.67	KSF67 R37		40.5	
2.53	388	691	8730	1.96	KHF67 R37		38.4	
2.89	340	605	8730	2.23	KAF67 R37	63	37.8	
3.22	306	544	8730	2.49	KNF67 R37		43.8	
3.53	279	496	8730	2.72	KMF67 R37		41.2	



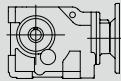
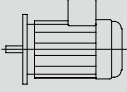
Pm [kW]	na [1/min]	Ma [Nm]	i	FRa [N]	fs			m [kg]
0.12 (0.16HP)	3.94	250	444	8730	3.04			
	4.45	221	394	8730	3.44			
	4.88	202	359	8730	3.77			
	5.42	181	323	8730	4.19			
	6.40	154	273	8730	4.95			
	7.15	138	245	8730	5.53			
1.41	698	1242	7450	0.80				
1.71	574	1022	7450	0.97				
1.94	508	903	7450	1.10				
2.20	447	795	7450	1.25				
2.50	393	700	7450	1.41				
2.82	349	621	7450	1.54		KSF57 R37		36.9
3.15	312	556	7450	1.78		KHF57 R37		35.2
3.58	275	489	7450	2.02		KAF57 R37	63	34.5
4.16	237	421	7450	2.35		KNF57 R37		40
4.81	204	363	7450	2.72		KMF57 R37		38.1
5.49	179	319	7450	3.10				
6.23	158	281	7450	3.52				
7.29	135	240	7450	4.12				
8.06	122	217	7450	4.56				
8.89	111	197	7450	5.03				
10.49	94	167	7450	5.93				
2.47	398	707	5100	0.90				
2.69	366	651	5100	0.98				
3.17	310	552	5100	1.15				
3.44	286	508	5100	1.25				
3.83	256	456	5100	1.40				
4.49	219	390	5100	1.63		KSF47 R37		29.9
4.98	198	351	5100	1.81		KHF47 R37		29.2
6.05	163	289	5100	2.20		KAF47 R37	63	28.8
7.13	138	245	5100	2.60		KNF47 R37		33.2
7.83	126	223	5100	2.85		KMF47 R37		31.2
8.67	113	202	5100	3.16				
9.98	99	175	5100	3.63				
11.56	85	151	5100	4.21				
13.64	72	128	5100	4.97				
11.67	90	150	9240	6.76		KSF57		27.9
						KHF57		26.2
						KAF57	63	25.5
						KNF57		30.9
						KMF57		28.9
13.38	78	131	6480	5.16		KSF47		21
14.98	70	117	6260	5.77		KHF47		20.2
16.08	65	109	6130	6.19		KAF47	63	19.6
						KNF47		23.8
						KMF47		22.3
11.63	90	150	5500	2.24				
12.97	81	135	5330	2.50				
15.05	69	116	5100	2.90				
16.48	63	106	4960	3.17				
18.85	55	93	4760	3.63				
20.91	50	84	4610	4.03		KSF37		14.4
23.15	45	76	4470	4.46		KHF37		13.8
25.81	41	68	4320	4.97		KAF37		13.1
29.33	36	60	4150	5.65		KNF37	63	15.5
35.35	30	50	3910	6.81		KMF37		14.7
39.36	27	44	3780	7.58				
46.08	23	38	3590	8.88				

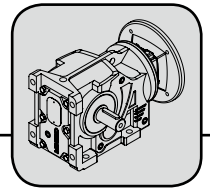


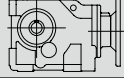
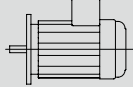
Helical-Bevel Gear Units

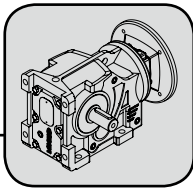
Selection Tables [kW] K..F/..M

1750 Input Rpm

Pm [kW]	na [1/min]	Ma [Nm]	i	FRa [N]	fs			m [kg]			
0.12 (0.16HP)	54.36	19	32	3410	10.34						
	66.30	16	26	3200	12.12						
	68.03	15	26	3160	12.28						
	75.76	14	23	3050	13.68						
	88.69	12	20	2900	15.93						
0.18 (0.25HP)	0.33	4365	5337	35110	0.89						
	0.38	3815	4665	35110	1.01						
	0.43	3314	4053	35110	1.17						
	0.51	2797	3420	35110	1.38						
	0.54	2649	3239	35110	1.41						
	0.63	2269	2775	35110	1.71						
	0.71	2071	2457	35110	1.86						
	0.84	1752	2078	35110	2.00				KSF97 R47	63	174.4
	0.95	1554	1843	35110	2.57				KHF97 R47		164.4
	1.07	1383	1640	35110	2.88				KAF97 R47		154.2
	1.19	1240	1471	35110	3.11				KNF97 R47		185.7
	1.44	1028	1219	35110	3.75				KMF97 R47		171.7
	1.50	982	1165	35110	4.06						
	1.68	860	1044	35110	4.37						
	1.99	740	878	35110	5.39						
0.48	2955	3614	21500	0.82							
0.55	2580	3155	21500	0.94							
0.63	2267	2772	21500	1.07							
0.72	1979	2420	21500	1.23							
0.79	1820	2226	21500	1.33							
0.86	1725	2047	21500	1.45							
0.98	1507	1787	21500	1.66				KSF87 R47	115.8		
1.05	1405	1665	21500	1.72				KHF87 R47	105.6		
1.24	1194	1414	21500	2.03				KAF87 R47	101.6		
1.42	1041	1234	21500	2.41				KNF87 R47	123.8		
1.64	902	1070	21500	2.78				KMF87 R47	109.9		
1.79	825	978	21500	3.04							
2.16	683	811	21500	3.54							
2.41	613	728	21500	4.08							
2.66	554	657	21500	4.52							
3.11	474	562	21500	5.28							
0.87	1693	2008	12200	0.85							
1.01	1454	1724	12200	0.99							
1.12	1313	1557	12200	1.09							
1.25	1179	1398	12200	1.22							
1.40	1057	1254	12200	1.36							
1.68	877	1041	12200	1.64				KSF77 R37	67.2		
1.91	772	916	12200	1.86				KHF77 R37	63.1		
2.17	679	806	12200	2.12				KAF77 R37	63.2		
2.35	628	746	12200	2.21				KNF77 R37	75.1		
2.84	519	616	12200	2.77				KMF77 R37	70		
3.17	466	553	12200	3.08							
3.61	409	485	12200	3.52							
4.02	367	435	12200	3.92							
4.75	311	369	12200	4.63							
5.33	277	328	12200	5.19							
5.94	248	294	12200	5.79							
1.71	863	1023	8730	0.85							
1.94	760	901	8730	1.00							
2.16	682	809	8730	1.11							
2.53	583	691	8730	1.30							
2.89	510	605	8730	1.49							
3.22	458	544	8730	1.66				KSF67 R37	40.5		



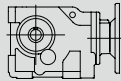
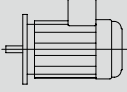
Pm [kW]	na [1/min]	Ma [Nm]	i	FRa [N]	fs			m [kg]
0.18 (0.25HP)	3.53	418	496	8730	1.82	KHF67 R37 KAF67 R37 KNF67 R37 KMF67 R37	63	38.4
	3.94	375	444	8730	2.03			37.8
	4.45	332	394	8730	2.29			43.8
	4.88	302	359	8730	2.51			41.2
	5.42	272	323	8730	2.79			
	6.40	230	273	8730	3.30			
	7.15	206	245	8730	3.68			
	7.87	187	222	8730	4.05			
	9.14	161	191	8730	4.71			
	10.64	139	165	8730	5.48			
2.20	670	795	7450	0.83	KSF57 R37 KHF57 R37 KAF57 R37 KNF57 R37 KMF57 R37	63		
2.50	590	700	7450	0.94				
2.82	523	621	7450	1.03				
3.15	468	556	7450	1.19				
3.58	413	489	7450	1.35				
4.16	355	421	7450	1.57				36.9
4.81	306	363	7450	1.82				35.2
5.49	269	319	7450	2.07				34.5
6.23	237	281	7450	2.35				40
7.29	202	240	7450	2.75				38.1
8.06	183	217	7450	3.04				
8.89	166	197	7450	3.35				
10.49	141	167	7450	3.96				
12.17	121	144	7450	4.59				
13.70	108	128	7450	5.17				
15.73	94	111	7450	5.93				
3.44	428	508	5100	0.84	KSF47 R37 KHF47 R37 KAF47 R37 KNF47 R37 KMF47 R37	63		
3.83	385	456	5100	0.93				
4.49	329	390	5100	1.09				
4.98	296	351	5100	1.21				
6.05	244	289	5100	1.47				29.9
7.13	207	245	5100	1.73				29.2
7.83	188	223	5100	1.90				28.8
8.67	170	202	5100	2.11				33.2
9.98	148	175	5100	2.42				31.2
11.56	128	151	5100	2.81				
13.64	108	128	5100	3.31				
16.57	89	106	5100	4.02				
18.23	81	96	5100	4.43				
11.70	134	150	15480	6.17	KSF67 KHF67 KAF67 KNF67 KMF67	63	31.9	
							30.4	
							29.1	
							35.1	
11.67	134	150	9040	4.51	KSF57 KHF57 KAF57 KNF57 KMF57	63	27.9	
13.37	117	131	8690	5.13			26.2	
14.78	106	118	8440	5.70			25.5	
16.16	97	108	8210	6.22			30.9	
							28.9	
13.38	117	131	6330	3.44	KSF47 KHF47 KAF47 KNF47 KMF47	63	21	
14.98	105	117	6130	3.84			20.2	
16.08	98	109	6010	4.13			19.6	
18.06	87	97	5800	4.64			23.8	
20.14	78	87	5620	5.18			22.3	
22.93	68	76	5400	5.89				
11.63	135	150	5330	1.49				
12.97	121	135	5180	1.67				
15.05	104	116	4970	1.94				

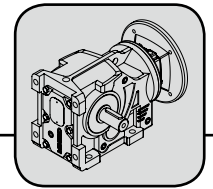


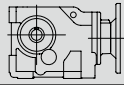
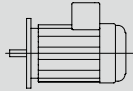
Helical-Bevel Gear Units

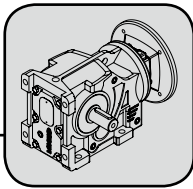
Selection Tables [kW] K..F/..M

1750 Input Rpm

Pm [kW]	na [1/min]	Ma [Nm]	i	FRa [N]	fs			m [kg]		
0.18 (0.25HP)	16.48	95	106	4840	2.11	KSF37	63	14.4		
	18.85	83	93	4660	2.42			KHF37	13.8	
	20.91	75	84	4520	2.69			KAF37	13.1	
	23.15	68	76	4390	2.98			KNF37	15.5	
	25.81	61	68	4250	3.31			KMF37	14.7	
	29.33	54	60	4090	3.77					
	35.35	44	50	3860	4.54					
	39.36	40	44	3730	5.05					
	46.08	34	38	3560	5.92					
0.25 (0.34HP)	0.28	7019	6179	54840	0.99	KSF107 R77	71	298		
	0.31	6409	5642	54840	1.08			KHF107 R77	264	
	0.35	5702	5020	54840	1.22			KAF107 R77	245	
	0.39	5086	4478	54840	1.37			KNF107 R77	288	
	0.45	4429	3899	54840	1.57			KMF107 R77	261	
	0.51	3887	3423	54840	1.79					
	0.57	3467	3053	54840	2.00					
	0.66	2992	2634	54840	2.32					
	0.76	2603	2292	54840	2.67					
	0.84	2364	2082	54840	2.94					
	0.97	2118	1809	54840	3.38					
	1.09	1887	1611	54840	3.80					
	1.24	1656	1414	54840	4.33					
	0.43	4603	4053	35110	0.84			KSF97 R47	71	174.4
	0.51	3884	3420	35110	1.00					KHF97 R47
0.54	3681	3239	35110	1.02	KAF97 R47	154.2				
0.63	3152	2775	35110	1.23	KNF97 R47	185.7				
0.74	2769	2457	35110	1.34	KMF97 R47	171.7				
0.84	2440	2078	35110	1.61						
0.95	2158	1843	35110	1.85						
1.07	1921	1640	35110	2.08						
1.19	1715	1471	35110	2.24						
1.44	1423	1219	35110	2.70						
1.50	1364	1165	35110	2.92						
1.68	1220	1044	35110	3.15						
1.99	1028	878	35110	3.88						
2.27	902	770	35110	4.42						
2.73	751	642	35110	5.31						
3.02	678	579	35110	5.89						
0.72	2749	2420	21500	0.88	KSF87 R47	71	115.8			
0.79	2528	2226	21500	0.96			KHF87 R47	105.6		
0.86	2396	2047	21500	1.05			KAF87 R47	101.6		
0.98	2092	1787	21500	1.20			KNF87 R47	123.8		
1.05	1952	1665	21500	1.24			KMF87 R47	109.9		
1.24	1653	1414	21500	1.46						
1.42	1445	1234	21500	1.73						
1.64	1253	1070	21500	2.00						
1.79	1145	978	21500	2.19						
2.16	949	811	21500	2.55						
2.41	852	728	21500	2.94						
2.66	770	657	21500	3.25						
3.11	659	562	21500	3.80						
3.59	571	488	21500	4.38						
4.05	506	432	21500	4.95						
4.67	439	375	21500	5.71						
1.25	1637	1398	12200	0.88						
1.40	1468	1254	12200	0.98						
1.68	1219	1041	12200	1.18						
1.91	1072	916	12200	1.34						



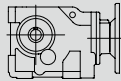

Pm [kW]	na [1/min]	Ma [Nm]	i	FRa [N]	fs			m [kg]		
0.25 (0.34HP)	2.17	944	806	12200	1.52		71			
	2.35	872	746	12200	1.59					
	2.84	721	616	12200	1.99					
	3.17	647	553	12200	2.22					
	3.61	568	485	12200	2.53					
	4.02	509	435	12200	2.82					
	4.75	432	369	12200	3.33					
	5.33	384	328	12200	3.74					
	5.94	345	294	12200	4.17					
	6.94	295	252	12200	4.87					
7.74	265	226	12200	5.43						
2.16	947	809	8730	0.80		71				
2.53	809	691	8730	0.94						
2.89	709	605	8730	1.07						
3.22	637	544	8730	1.19						
3.53	581	496	8730	1.31						
3.94	520	444	8730	1.46						
4.45	461	394	8730	1.65						
4.88	420	359	8730	1.81						
5.42	378	323	8730	2.01						
6.40	320	273	8730	2.37						
7.15	287	245	8730	2.65						
7.87	260	222	8730	2.92						
9.14	224	191	8730	3.39						
10.64	193	165	8730	3.95						
12.33	166	142	8730	4.57						
14.16	145	124	8730	5.25						
3.15	651	556	7450	0.86		71				
3.58	573	489	7450	0.97						
4.16	493	421	7450	1.13						
4.81	426	363	7450	1.31						
5.49	374	319	7450	1.49						
6.23	329	281	7450	1.69						
7.29	281	240	7450	1.98						
8.06	254	217	7450	2.19						
8.89	230	197	7450	2.41						
10.49	195	167	7450	2.85						
12.17	168	144	7450	3.31						
13.70	150	128	7450	3.72						
15.73	130	111	7450	4.27						
18.72	109	93	7450	5.08						
4.98	412	351	5100	0.87		71				
6.05	339	289	5100	1.06						
7.13	287	245	5100	1.25						
7.83	262	223	5100	1.37						
8.67	236	202	5100	1.52						
9.98	205	175	5100	1.74						
11.56	177	151	5100	2.02						
13.64	150	128	5100	2.38						
16.57	124	106	5100	2.90						
18.23	112	96	5100	3.19						
11.70	186	150	14940	4.44					71	
13.40	163	131	14510	5.08						
14.81	147	118	14190	5.61						
16.20	134	108	13910	6.01						
11.67	187	150	8800	3.25						
13.37	163	131	8480	3.69						

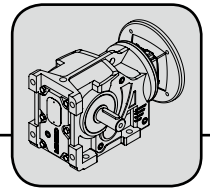


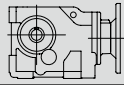
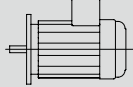
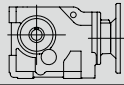
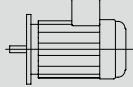
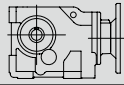
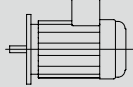
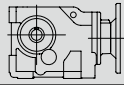
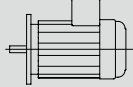
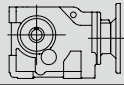
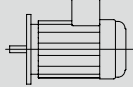
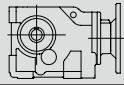
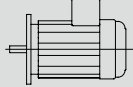
Helical-Bevel Gear Units

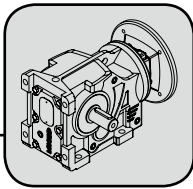
Selection Tables [kW] K..F/..M

1750 Input Rpm

Pm [kW]	na [1/min]	Ma [Nm]	i	FRa [N]	fs			m [kg]	
0.25 (0.34HP)	14.78	147	118	8250	4.10	KAF57	71	25.5	
	16.16	135	108	8050	4.48			KNF57	30.9
	18.29	119	96	7770	5.07			KMF57	28.9
	20.76	105	84	7490	5.74				
	13.38	163	131	6150	2.48				
	14.98	145	117	5970	2.77				
	16.08	136	109	5860	2.97	KSF47		21	
	18.06	121	97	5670	3.34	KHF47		20.2	
	20.14	108	87	5500	3.73	KAF47	71	19.6	
	22.93	95	76	5300	4.24	KNF47		23.8	
	24.38	89	72	5210	4.51	KMF47		22.3	
	29.67	73	59	4940	5.49				
	32.84	66	53	4770	5.90				
	11.63	187	150	5120	1.07				
	12.97	168	135	4990	1.20				
	15.05	145	116	4810	1.40				
	16.48	132	106	4700	1.52				
	18.85	116	93	4540	1.74				
	20.91	104	84	4410	1.94	KSF37		14.4	
	23.15	94	76	4290	2.15	KHF37		13.8	
	25.81	84	68	4160	2.39	KAF37	71	13.1	
	29.33	74	60	4010	2.71	KNF37		15.5	
	35.35	62	50	3800	3.27	KMF37		14.7	
	39.36	55	44	3680	3.64				
	46.08	47	38	3510	4.26				
	54.36	40	32	3340	4.96				
	66.30	33	26	3140	5.82				
	68.03	32	26	3090	5.90				
0.37 (0.5HP)	0.39	7528	4478	54840	0.92				
	0.45	6555	3899	54840	1.06				
	0.51	5753	3423	54840	1.21				
	0.57	5132	3053	54840	1.35	KSF107 R77		298	
	0.66	4428	2634	54840	1.57	KHF107 R77		264	
	0.76	3853	2292	54840	1.80	KAF107 R77	71	245	
	0.84	3499	2082	54840	1.99	KNF107 R77		288	
	0.97	3135	1809	54840	2.29	KMF107 R77		261	
	1.09	2792	1611	54840	2.57				
	1.24	2451	1414	54840	2.92				
	1.46	2077	1198	54840	3.45				
	1.76	1720	992	54840	4.17				
	0.63	4665	2775	35110	0.83				
	0.71	4272	2457	35110	0.91				
0.84	3610	2078	35110	1.07					
0.95	3194	1843	35110	1.25					
1.07	2843	1640	35110	1.40	KSF97 R47		174.4		
1.19	2538	1471	35110	1.51	KHF97 R47		164.4		
1.44	2106	1219	35110	1.82	KAF97 R47	71	154.2		
1.50	2019	1165	35110	1.98	KNF97 R47		185.7		
1.68	1805	1044	35110	2.13	KMF97 R47		171.7		
1.99	1521	878	35110	2.62					
2.27	1335	770	35110	2.99					
2.73	1112	642	35110	3.59					
3.02	1003	579	35110	3.98					
3.59	844	487	35110	4.72					
0.98	3097	1787	21500	0.81					
1.05	2888	1665	21500	0.84					
1.24	2454	1414	21500	0.99					
1.42	2139	1234	21500	1.17					



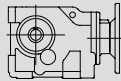
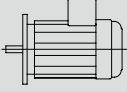
Pm [kW]	na [1/min]	Ma [Nm]	i	FRa [N]	fs			m [kg]			
0.37 (0.5HP)	1.64	1854	1070	21500	1.35						
	1.79	1695	978	21500	1.48						
	2.16	1404	811	21500	1.72						
	2.41	1261	728	21500	1.99						
	2.66	1139	657	21500	2.20						
	3.11	975	562	21500	2.57						
	3.59	846	488	21500	2.96						
	4.05	749	432	21500	3.35						
	4.67	649	375	21500	3.86						
	5.29	573	331	21500	4.37						
	5.95	510	294	21500	4.92						
	7.14	425	245	21500	5.89						
	1.68	1804	1041	12200	0.80						71
	1.91	1587	916	12200	0.91						
2.17	1397	806	12200	1.03							
2.35	1291	746	12200	1.07							
2.84	1067	616	12200	1.35							
3.17	958	553	12200	1.50							
3.61	840	485	12200	1.71							
4.02	754	435	12200	1.91							
4.75	639	369	12200	2.25							
5.33	569	328	12200	2.53							
5.94	510	294	12200	2.82							
6.94	437	252	12200	3.29							
7.74	392	226	12200	3.67							
9.02	336	194	12200	4.28							
9.98	304	175	12200	4.73							
11.51	263	152	12200	5.46							
3.22	942	544	8730	0.81			71				
3.53	860	496	8730	0.88							
3.94	770	444	8730	0.99							
4.45	682	394	8730	1.11							
4.88	622	359	8730	1.22							
5.42	559	323	8730	1.36							
6.40	474	273	8730	1.60							
7.15	424	245	8730	1.79							
7.87	385	222	8730	1.97							
9.14	332	191	8730	2.29							
10.64	285	165	8730	2.67							
12.33	246	142	8730	3.09							
14.16	214	124	8730	3.55							
4.81	630	363	7450	0.88						71	
5.49	553	319	7450	1.01							
6.23	487	281	7450	1.14							
7.29	416	240	7450	1.34							
8.06	376	217	7450	1.48							
8.89	341	197	7450	1.63							
10.49	289	167	7450	1.92							
12.17	249	144	7450	2.23							
13.70	221	128	7450	2.51							
15.73	193	111	7450	2.89							
18.72	162	93	7450	3.43							
7.13	425	245	5100	0.84			71				
7.83	387	223	5100	0.92							
8.67	350	202	5100	1.02							
9.98	304	175	5100	1.18							
11.56	262	151	5100	1.37							
13.64	222	128	5100	1.61							

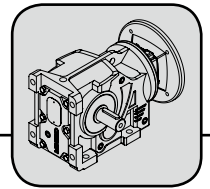


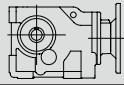
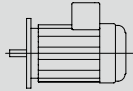
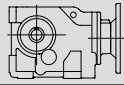
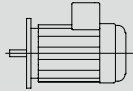
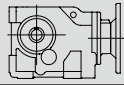
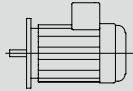
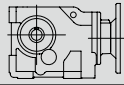
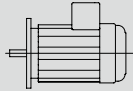
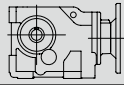
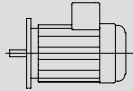
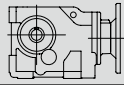
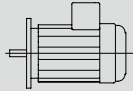
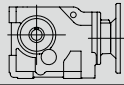
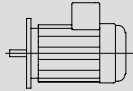
Helical-Bevel Gear Units

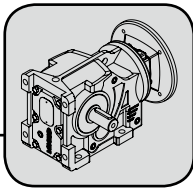
Selection Tables [kW] K..F/..M

1750 Input Rpm

Pm [kW]	na [1/min]	Ma [Nm]	i	FRa [N]	fs			m [kg]
0.37 (0.5HP)	16.57	183	106	5100	1.96	KMF47 R37		31.2
	18.23	166	96	5100	2.15			
	11.70	276	150	14020	3.00	KSF67 KHF67 KAF67 KNF67 KMF67	71	31.9
	13.40	241	131	13700	3.44			
	14.81	218	118	13460	3.79			
	16.20	199	108	13240	4.06			
	18.33	176	95	12920	4.43			
	20.81	155	84	12590	4.83			
	25.38	127	69	12050	5.56			
	26.94	120	65	11890	5.79			
	11.67	276	150	8380	2.19			
	13.37	241	131	8120	2.50			
	14.78	218	118	7930	2.77	KSF57 KHF57 KAF57 KNF57 KMF57	71	27.9
	16.16	200	108	7750	3.02			
	18.29	176	96	7510	3.43			
	20.76	155	84	7260	3.89			
	25.32	127	69	6880	4.74			
	26.87	120	65	6760	5.04			
	31.13	104	56	6490	5.84			
	13.38	241	131	5820	1.68			
	14.98	215	117	5680	1.88			
	16.08	201	109	5590	2.01			
	18.06	179	97	5440	2.26	KSF47 KHF47 KAF47 KNF47 KMF47	71	21
	20.14	160	87	5290	2.52			
	22.93	141	76	5120	2.86			
	24.38	132	72	5040	3.05			
	29.67	109	59	4810	3.71			
	32.84	98	53	4650	3.98			
	37.17	87	47	4510	4.46			
	42.31	76	41	4350	5.03			
	45.00	72	39	4270	5.25			
	55.82	58	31	3990	6.11			
	20.91	154	84	4210	1.30	KSF37 KHF37 KAF37 KNF37 KMF37	71	14.4
	23.15	139	76	4110	1.45			
	25.81	125	68	4000	1.61			
	29.33	110	60	3870	1.83			
	35.35	91	50	3690	2.21			
	39.36	82	44	3580	2.46			
	46.08	70	38	3430	2.88			
	54.36	59	32	3270	3.35			
	66.30	49	26	3080	3.93			
	68.03	47	26	3020	3.98			
	75.76	43	23	2930	4.44	KSF107 R77 KHF107 R77 KAF107 R77 KNF107 R77 KMF107 R77	80	298
	88.69	36	20	2800	5.17			
	104.62	31	17	2660	6.05			
0.55 (0.74HP)	0.57	7628	3053	54840	0.91			
	0.66	6582	2634	54840	1.06			
	0.76	5727	2292	54840	1.21			
	0.84	5202	2082	54840	1.34			
	0.97	4660	1809	54840	1.54			
	1.09	4150	1611	54840	1.73			
	1.24	3643	1414	54840	1.97			
	1.46	3087	1198	54840	2.32			
	1.76	2556	992	54840	2.80			
	2.23	2025	786	54840	3.54			
	2.56	1764	685	54840	4.06			
	0.95	4748	1843	35110	0.84			
	1.07	4226	1640	35110	0.94			



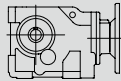
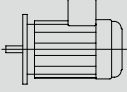
Pm [kW]	na [1/min]	Ma [Nm]	i	FRa [N]	fs			m [kg]		
0.55 (0.74HP)	1.19	3773	1471	35110	1.02					
	1.44	3210	1219	35110	1.23					
	1.50	3001	1165	35110	1.33					
	1.68	2683	1044	35110	1.43					
	1.99	2261	878	35110	1.76					
	2.27	1985	770	35110	2.01					
	2.73	1653	642	35110	2.41					
	3.02	1491	579	35110	2.68					
	3.59	1255	487	35110	3.18					
	4.61	979	380	35110	4.08					
	5.14	878	341	35110	4.55					
	5.70	791	307	35110	5.04					
	6.76	667	259	35110	5.98					
	1.64	2756	1070	21500	0.91					
1.79	2520	978	21500	0.99						
2.16	2087	811	21500	1.16						
2.41	1874	728	21500	1.34						
2.66	1693	657	21500	1.48						
3.11	1449	562	21500	1.73						
3.59	1257	488	21500	1.99						
4.05	1113	432	21500	2.25						
4.67	965	375	21500	2.59						
5.29	852	331	21500	2.94						
5.95	757	294	21500	3.31						
7.14	632	245	21500	3.96						
7.67	587	228	21500	4.26						
8.69	519	201	21500	4.83						
9.68	466	181	21500	5.38						
2.84	1586	616	12200	0.91			80			
3.17	1424	553	12200	1.01						
3.61	1249	485	12200	1.15						
4.02	1120	435	12200	1.28						
4.75	950	369	12200	1.51						
5.33	846	328	12200	1.70						
5.94	759	294	12200	1.89						
6.94	650	252	12200	2.21						
7.74	583	226	12200	2.47						
9.02	500	194	12200	2.88						
9.98	452	175	12200	3.18						
11.51	392	152	12200	3.67						
4.88	924	359	8730	0.82						80
5.42	831	323	8730	0.91						
6.40	704	273	8730	1.08						
7.15	630	245	8730	1.21						
7.87	573	222	8730	1.33						
9.14	493	191	8730	1.54						
10.64	424	165	8730	1.79						
12.33	366	142	8730	2.08						
14.16	318	124	8730	2.39						
7.29	924	240	7450	0.90			80			
8.06	831	217	7450	0.99						
8.89	704	197	7450	1.10						
10.49	630	167	7450	1.29						
12.17	573	144	7450	1.50						
13.70	493	128	7450	1.69						
15.73	424	111	7450	1.94						
18.72	366	93	7450	2.31						
11.56	390	151	5100	0.92						

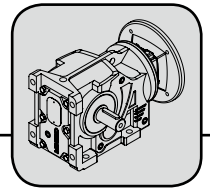


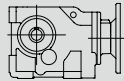
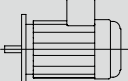
Helical-Bevel Gear Units

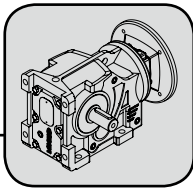
Selection Tables [kW] K..F/..M

1750 Input Rpm

Pm [kW]	na [1/min]	Ma [Nm]	i	FRa [N]	fs			m [kg]		
0.55 (0.74HP)	13.64	330	128	5100	1.08	KHF47 R37	80	29.2		
	16.57	272	106	5100	1.32			KAF47 R37	28.8	
	18.23	247	96	5100	1.45			KNF47 R37	33.2	
								KMF47 R37	31.2	
	11.70	410	150	12630	2.02	KSF67	80	31.9		
	13.40	358	131	12500	2.31				KHF67	30.4
	14.81	324	118	12370	2.55				KAF67	29.1
	16.20	296	108	12240	2.73				KNF67	35.1
	18.33	261	95	12040	2.98				KMF67	32.6
	20.81	230	84	11810	3.25					
	25.38	189	69	11420	3.74					
	26.94	178	65	11290	3.90					
	31.20	154	56	10980	4.32					
	37.77	127	46	10520	5.31					
	39.48	121	44	10450	5.09					
	46.07	104	38	10080	6.11					
	48.89	98	36	9940	6.36					
	52.61	91	33	9800	6.23					
	11.67	411	150	7720	1.48	KSF57	80	27.9		
	13.37	358	131	7550	1.68				KHF57	26.2
	14.78	324	118	7410	1.86				KAF57	25.5
	16.16	297	108	7290	2.03				KNF57	30.9
	18.29	262	96	7100	2.30				KMF57	28.9
	20.76	231	84	6910	2.61					
	25.32	189	69	6590	3.19					
	26.87	178	65	6490	3.40					
	31.13	154	56	6260	3.94					
	36.96	130	47	6110	4.67					
	39.39	122	44	5880	4.80					
	41.96	114	42	5890	5.08					
	51.18	94	34	5560	6.19					
	13.38	358	131	5290	1.13				KSF47	80
	14.98	320	117	5220	1.26	KHF47	20.2			
	16.08	298	109	5160	1.35	KAF47	19.6			
	18.06	265	97	5060	1.52	KNF47	23.8			
	20.14	238	87	4960	1.70	KMF47	22.3			
	22.93	209	76	4830	1.93					
	24.38	197	72	4770	2.05					
	29.67	162	59	4600	2.49					
	32.84	146	53	4460	2.68					
	37.17	129	47	4350	3.00					
	42.31	113	41	4210	3.39					
	45.00	107	39	4140	3.53					
	55.82	86	31	3880	4.11					
	60.61	79	29	3820	4.30					
	66.55	72	26	3690	4.71					
	70.77	68	25	3630	4.99					
	84.76	57	21	3460	5.39					
	95.33	50	18	3330	6.02					
	103.02	47	17	3270	6.14					
	20.91	229	84	3890	0.88	KSF37	80	14.4		
	23.15	207	76	3820	0.97				KHF37	13.8
	25.81	186	68	3750	1.08				KAF37	13.1
	29.33	163	60	3650	1.23					
	35.35	136	50	3510	1.49					
	39.36	122	44	3420	1.66					
	46.08	104	38	3300	1.94					
	54.36	88	32	3160	2.25					



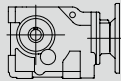
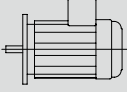
Pm [kW]	na [1/min]	Ma [Nm]	i	FRa [N]	fs			m [kg]		
0.55 (0.74HP)	66.30	72	26	3000	2.65	KNF37 KMF37		15.5		
	68.03	70	26	2910	2.68			14.7		
	75.76	63	23	2830	2.98					
	88.69	54	20	2710	3.48					
	104.62	46	17	2590	4.07					
	114.26	42	15	2570	4.26					
	133.77	36	13	2450	4.99					
	157.79	30	11	2330	5.86					
0.75 (1HP)	0.76	7810	2292	54840	0.89	KSF107 R77 KHF107 R77 KAF107 R77 KNF107 R77 KMF107 R77	80	300		
	0.84	7093	2082	54840	0.98			266		
	0.97	6355	1809	54840	1.13			247		
	1.09	5660	1611	54840	1.27			290		
	1.24	4968	1414	54840	1.44			263		
	1.46	4209	1198	54840	1.70					
	1.76	3486	992	54840	2.06					
	2.23	2761	786	54840	2.59					
	2.56	2405	685	54840	2.98					
	2.89	2126	605	54840	3.37					
	3.34	1842	524	54840	3.89					
	1.44	4269	1219	35110	0.90			KSF97 R47 KHF97 R47 KAF97 R47 KNF97 R47 KMF97 R47	80	174.4
	1.50	4092	1165	35110	0.97					164.4
	1.68	3659	1044	35110	1.05					154.2
	1.99	3083	878	35110	1.29					185.7
	2.27	2706	770	35110	1.47					171.7
2.73	2254	642	35110	1.77						
3.02	2033	579	35110	1.96						
3.59	1712	487	35110	2.33						
4.61	1335	380	35110	2.99						
5.14	1197	341	35110	3.33						
5.70	1079	307	35110	3.70						
6.76	909	259	35110	4.39						
7.64	804	229	35110	4.96						
8.53	721	205	35110	5.53						
2.16	2846	811	21500	0.85	KSF87 R47 KHF87 R47 KAF87 R47 KNF87 R47 KMF87 R47	80	115.8			
2.41	2556	728	21500	0.98			105.6			
2.66	2309	657	21500	1.08			101.6			
3.11	1976	562	21500	1.27			123.8			
3.59	1714	488	21500	1.46			109.9			
4.05	1518	432	21500	1.65						
4.67	1316	375	21500	1.90						
5.29	1162	331	21500	2.15						
5.95	1033	294	21500	2.43						
7.14	862	245	21500	2.91						
7.67	801	228	21500	3.13						
8.69	708	201	21500	3.54						
9.68	635	181	21500	3.94						
11.07	556	158	21500	4.51						
12.34	498	142	21500	5.03						
3.61	1703	485	12200	0.84			KSF77 R37 KHF77 R37 KAF77 R37 KNF77 R37 KMF77 R37	80	67.2	
4.02	1528	435	12200	0.94	63.1					
4.75	1295	369	12200	1.11	63.2					
5.33	1153	328	12200	1.25	75.1					
5.94	1035	294	12200	1.39	70					
6.94	886	252	12200	1.62						
7.74	794	226	12200	1.81						
9.02	681	194	12200	2.11						
9.98	616	175	12200	2.33						
11.51	534	152	12200	2.69						

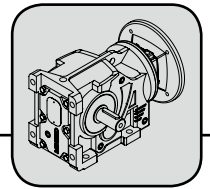


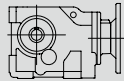
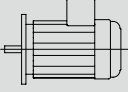
Helical-Bevel Gear Units

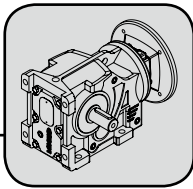
Selection Tables [kW] K..F/..M

1750 Input Rpm

Pm [kW]	na [1/min]	Ma [Nm]	i	FRa [N]	fs			m [kg]	
0.75 (1HP)	7.15	860	245	8730	0.88	KSF67 R37	80	40.5	
	7.87	781	222	8730	0.97			KHF67 R37	38.4
	9.14	672	191	8730	1.13			KAF67 R37	37.8
	10.64	578	165	8730	1.32			KNF67 R37	43.8
	12.33	498	142	8730	1.52			KMF67 R37	41.2
	14.16	434	124	8730	1.75				
8.89	691	197	7450	0.80	KSF57 R37	80	36.9		
	10.49	586	167	7450	0.95		KHF57 R37	35.2	
	12.17	505	144	7450	1.10		KAF57 R37	34.5	
	13.70	449	128	7450	1.24		KNF57 R37	40	
	15.73	391	111	7450	1.42		KMF57 R37	38.1	
	18.72	328	93	7450	1.69				
16.57	371	106	5100	0.97	KSF47 R37	80	29.9		
	18.23	337	96	5100	1.06		KHF47 R37	29.2	
							KAF47 R37	28.8	
							KNF47 R37	33.2	
					KMF47 R37	31.2			
8.16	801	215	31870	2.00	KSF87	80	98.1		
	9.19	711	190	31110	2.00		KHF87	91.2	
	9.70	673	180	30760	2.00		KAF87	87	
	11.54	566	152	29620	2.00		KNF87	104	
	13.54	483	129	28560	5.64		KMF87	95.3	
	14.89	439	118	27940	6.20				
9.00	726	194	18310	2.00	KSF77	80	59.9		
	9.71	673	180	18190			2.00	KHF77	55.7
	10.89	600	161	17980			2.00	KAF77	56.6
	12.14	538	144	17740			2.00	KNF77	67.2
	14.24	459	123	17350			2.00	KMF77	63
	16.01	408	109	17020			2.00		
	17.38	376	101	16790			4.16		
	19.43	336	90	16450			4.65		
	22.42	292	78	16010			5.35		
11.70	558	150	11100	1.48	KSF67	80	31.9		
	13.40	488	131	11160			1.70	KHF67	30.4
	14.81	441	118	11160			1.88	KAF67	29.1
	16.20	403	108	11130			2.00	KNF67	35.1
	18.33	356	95	11060			2.19	KMF67	32.6
	20.81	314	84	10950			2.39		
	25.38	257	69	10710			2.74		
	26.94	243	65	10630			2.85		
	31.20	209	56	10400			3.17		
	37.77	173	46	10040			3.90		
	39.48	166	44	10000			3.74		
	46.07	142	38	9680			4.48		
	48.89	134	36	9570			4.67		
	52.61	124	33	9460			4.57		
	56.64	115	31	9290			5.18		
	64.17	102	27	9070			5.25		
	68.10	96	26	8950			5.47		
	71.67	91	24	8830			6.10		
	78.89	83	22	8650			6.06		
14.78	442	118	6810	1.36	KSF57	80	27.9		
16.16	404	108	6740	1.49			KHF57	26.2	
18.29	357	96	6620	1.69					
20.76	315	84	6490	1.92					
25.32	258	69	6260	2.33					
26.87	243	65	6180	2.49					
31.13	210	56	5990	2.89					



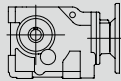
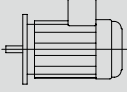
Pm [kW]	na [1/min]	Ma [Nm]	i	FRa [N]	fs			m [kg]				
0.75 (1HP)	36.96	177	47	5930	3.42	KAF57	80	25.5				
	39.39	166	44	5680	3.52			KNF57	30.9			
	41.96	156	42	5740	3.73			KMF57	28.9			
	51.18	128	34	5440	4.54							
	54.31	120	32	5350	4.79							
	62.91	104	28	5130	4.85							
	67.93	96	26	4930	4.92							
	78.69	83	22	4730	5.39							
	99.58	66	18	4420	6.23							
	20.14	324	87	4560	1.24	KSF47	80	21				
	22.93	285	76	4490	1.42			KHF47	20.2			
	24.38	268	72	4450	1.50			KAF47	19.6			
	29.67	220	59	4350	1.83			KNF47	23.8			
	32.84	199	53	4230	1.97			KMF47	22.3			
	37.17	176	47	4160	2.20							
	42.31	154	41	4050	2.48							
	45.00	145	39	3990	2.59							
	55.82	117	31	3750	3.02							
	60.61	108	29	3710	3.16							
66.55	98	26	3590	3.46								
70.77	92	25	3530	3.66								
84.76	77	21	3390	3.95								
95.33	69	18	3260	4.42								
103.02	63	17	3210	4.50								
133.32	49	13	2960	5.66								
46.08	142	38	3140	1.42	KSF37			80	14.4			
54.36	120	32	3030	1.66					KHF37	13.8		
66.30	99	26	2890	1.94					KAF37	13.1		
68.03	96	26	2780	1.97		KNF37	15.5					
75.76	86	23	2720	2.19		KMF37	14.7					
88.69	74	20	2620	2.55								
104.62	63	17	2510	2.98								
114.26	57	15	2460	3.13								
133.77	49	13	2400	3.66								
157.79	41	11	2290	4.30								
192.44	34	9	2160	5.24								
219.91	30	8	2050	5.59								
257.45	25	7	1960	6.21								
1.1 (1.5HP)	1.09	8301	1611	54840		0.86	KSF107 R77		90	300		
	1.24	7286	1414	54840		0.98				KHF107 R77	266	
	1.46	6174	1198	54840		1.16				KAF107 R77	247	
	1.76	5113	992	54840		1.40				KNF107 R77	290	
	2.23	4050	786	54840		1.77				KMF107 R77	263	
	2.56	3528	685	54840		2.03						
	2.89	3118	605	54840	2.30							
	3.34	2702	524	54840	2.65							
	3.82	2359	458	54840	3.04							
	4.45	2027	393	54840	3.53							
	4.88	1848	359	54840	3.88							
	5.52	1632	317	54840	4.39							
	1.99	4521	878	35110	0.88	KSF97 R47		90		174.4		
	2.27	3969	770	35110	1.01					KHF97 R47	164.4	
	2.73	3306	642	35110	1.21					KAF97 R47	154.2	
	3.02	2981	579	35110	1.34					KNF97 R47	185.7	
	3.59	2511	487	35110	1.59					KMF97 R47	171.7	
	4.61	1958	380	35110	2.04							
	5.14	1755	341	35110	2.27							
	5.70	1583	307	35110	2.52							



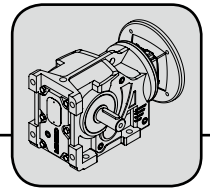
Helical-Bevel Gear Units

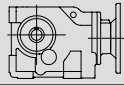
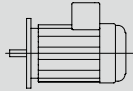
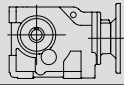
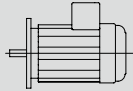
Selection Tables [kW] K..F/..M

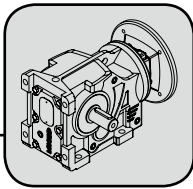
1750 Input Rpm

Pm [kW]	na [1/min]	Ma [Nm]	i	FRa [N]	fs			m [kg]
1.1 (1.5HP)	6.76	1333	259	35110	2.99			
	7.64	1179	229	35110	3.38			
	8.53	1057	205	35110	3.77			
	2.66	3387	657	21500	0.74			
	3.11	2898	562	21500	0.86			
	3.59	2514	488	21500	1.00			
	4.05	2226	432	21500	1.13	KSF87 R47		115.8
	4.67	1931	375	21500	1.30	KHF87 R47		105.6
	5.29	1705	331	21500	1.47	KAF87 R47		101.6
	5.95	1515	294	21500	1.65	KNF87 R47	90	123.8
	7.14	1264	245	21500	1.98	KMF87 R47		109.9
	7.67	1175	228	21500	2.13			
	8.69	1038	201	21500	2.41			
	9.68	931	181	21500	2.69			
	11.07	815	158	21500	3.07			
	12.34	731	142	21500	3.43			
	5.33	1691	328	12200	0.85			
	5.94	1517	294	12200	0.95	KSF77 R37		67.2
	6.94	1300	252	12200	1.11	KHF77 R37		63.1
	7.74	1165	226	12200	1.23	KAF77 R37	90	63.2
	9.02	999	194	12200	1.44	KNF77 R37		75.1
	9.98	904	175	12200	1.59	KMF77 R37		70
	11.51	783	152	12200	1.84			
	10.64	1691	165	8730	0.90	KSF67 R37		40.5
	12.33	1517	142	8730	1.04	KHF67 R37		38.4
	14.16	1300	124	8730	1.19	KAF67 R37	90	37.8
						KNF67 R37		43.8
						KMF67 R37		41.2
	13.70	658	128	7450	0.85	KSF57 R37		36.9
	15.73	573	111	7450	0.97	KHF57 R37		35.2
	18.72	482	93	7450	1.16	KAF57 R37	90	34.5
						KNF57 R37		40
						KMF57 R37		38.1
	8.16	1175	215	29710	1.36			
	9.19	1043	190	29190	1.36			
	9.70	987	180	28940	1.36	KSF87		98.1
	11.54	830	152	28090	1.36	KHF87		91.2
	13.54	708	129	27260	3.84	KAF87	90	87
	14.89	644	118	26750	4.22	KNF87		104
	16.20	591	108	26290	4.59	KMF87		95.3
	18.65	514	94	25510	5.29			
	21.12	454	83	24820	5.91			
	9.00	1064	194	15610	1.36			
	9.71	987	180	15690	1.36			
	10.89	880	161	15740	1.36			
	12.14	789	144	15740	1.36			
	14.24	673	123	15640	1.36	KSF77		59.9
	16.01	599	109	15500	1.36	KHF77		55.7
	17.38	551	101	15390	2.83	KAF77	90	56.6
	19.43	493	90	15200	3.17	KNF77		67.2
	22.42	428	78	14920	3.66	KMF77		63
	27.32	351	64	14480	4.45			
	30.67	312	57	14190	4.85			
	34.19	280	51	13910	5.24			
	37.14	258	47	13700	5.55			
	11.70	819	150	8410	1.01			
	13.40	715	131	8810	1.16			
	14.81	647	118	9030	1.28			





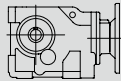
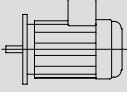
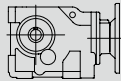
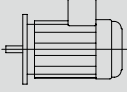
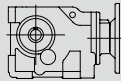
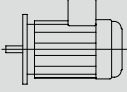
Pm [kW]	na [1/min]	Ma [Nm]	i	FRa [N]	fs			m [kg]			
1.1 (1.5HP)	16.20	592	108	9190	1.36						
	18.33	523	95	9340	1.49						
	20.81	461	84	9430	1.63						
	25.38	378	69	9470	1.88						
	26.94	356	65	9460	1.95						
	31.20	307	56	9390	2.16				KSF67	90	31.9
	37.77	254	46	9180	2.66				KHF67		30.4
	39.48	243	44	9200	2.55				KAF67		29.1
	46.07	208	38	8980	3.05				KNF67		35.1
	48.89	196	36	8910	3.19				KMF67		32.6
	52.61	182	33	8860	3.11						
	56.64	169	31	8720	3.53						
	64.17	149	27	8580	3.58						
	68.10	141	26	8490	3.73						
	71.67	134	24	8380	4.17						
	78.89	122	22	8260	4.14						
99.82	96	18	7870	4.88							
123.61	78	14	7490	6.09							
14.78	649	118	5650	0.94							
16.16	593	108	5700	1.02							
18.29	524	96	5720	1.16							
20.76	462	84	5710	1.30							
25.32	379	69	5640	1.59							
26.87	357	65	5610	1.70							
31.13	308	56	5500	1.97	KSF57	90	27.9				
36.96	259	47	5600	2.33	KHF57		26.2				
39.39	243	44	5300	2.40	KAF57		25.5				
41.96	228	42	5450	2.54	KNF57		30.9				
51.18	187	34	5210	3.09	KMF57		28.9				
54.31	176	32	5130	3.26							
62.91	152	28	4950	3.30							
67.93	141	26	4720	3.35							
78.69	122	22	4550	3.68							
99.58	96	18	4280	4.24							
137.31	70	13	3990	5.72							
20.14	476	87	3780	0.84							
22.93	418	76	3820	0.97							
24.38	393	72	3830	1.02							
29.67	323	59	3860	1.25							
32.84	292	53	3800	1.34							
37.17	258	47	3790	1.50							
42.31	227	41	3730	1.70	KSF47	90	21				
45.00	213	39	3690	1.76	KHF47		20.2				
55.82	172	31	3520	2.06	KAF47		19.6				
60.61	158	29	3500	2.16	KNF47		23.8				
66.55	144	26	3400	2.35	KMF47		22.3				
70.77	135	25	3350	2.50							
84.76	113	21	3250	2.69							
95.33	101	18	3130	3.01							
103.02	93	17	3090	3.06							
133.32	72	13	2870	3.85							
162.04	59	11	2720	4.35							
175.93	55	10	2680	4.39							
246.04	39	7	2430	5.48							
299.03	32	6	2290	6.24							
46.08	208	38	2830	0.97							
54.36	176	32	2780	1.13							
66.30	145	26	2700	1.32							

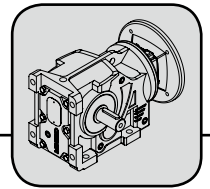


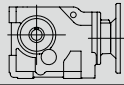
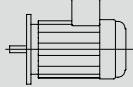
Helical-Bevel Gear Units

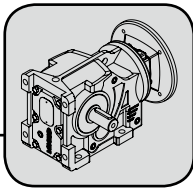
Selection Tables [kW] K..F/..M

1750 Input Rpm

Pm [kW]	na [1/min]	Ma [Nm]	i	FRa [N]	fs			m [kg]			
1.1 (1.5HP)	68.03	141	26	2540	1.34						
	75.76	127	23	2500	1.49				KSF37	14.4	
	88.69	108	20	2440	1.74				KHF37	13.8	
	104.62	92	17	2370	2.03				KAF37	13.1	
	114.26	84	15	2400	2.13				KNF37	90	15.5
	133.77	72	13	2310	2.49				KMF37	14.7	
	157.79	61	11	2220	2.94						
	192.44	50	9	2100	3.57						
	219.91	44	8	1990	3.81						
	257.45	37	7	1900	4.24						
	303.68	32	6	1820	4.73						
	370.37	26	5	1720	5.36						
1.5 (2HP)	1.46	8419	1198	54840	0.85						
	1.76	6972	992	54840	1.03						
	2.23	5523	786	54840	1.30						
	2.56	4811	685	54840	1.49				KSF107 R77	300	
	2.89	4252	605	54840	1.69				KHF107 R77	266	
	3.34	3685	524	54840	1.94				KAF107 R77	247	
	3.82	3216	458	54840	2.23				KNF107 R77	90	290
	4.45	2764	393	54840	2.59				KMF107 R77	263	
	4.88	2520	359	54840	2.84						
	5.52	2226	317	54840	3.22						
	6.34	1939	276	54840	3.70						
	7.02	1752	249	54840	4.09						
	2.73	4508	642	35110	0.88						
	3.02	4065	579	35110	0.98						
	3.59	3423	487	35110	1.17				KSF97 R47	174.4	
	4.61	2670	380	35110	1.49				KHF97 R47	164.4	
	5.14	2393	341	35110	1.67				KAF97 R47	90	154.2
	5.70	2158	307	35110	1.85				KNF97 R47	185.7	
6.76	1818	259	35110	2.19	KMF97 R47	171.7					
7.64	1608	229	35110	2.48							
8.53	1442	205	35110	2.77							
4.05	3035	432	21500	0.83							
4.67	2633	375	21500	0.95							
5.29	2325	331	21500	1.08	KSF87 R47	115.8					
5.95	2066	294	21500	1.21	KHF87 R47	105.6					
7.14	1723	245	21500	1.45	KAF87 R47	90	101.6				
7.67	1602	228	21500	1.56	KNF87 R47	123.8					
8.69	1416	201	21500	1.77	KMF87 R47	109.9					
9.68	1270	181	21500	1.97							
11.07	1111	158	21500	2.25							
12.34	997	142	21500	2.51							
6.94	1773	252	12200	0.81	KSF77 R37	67.2					
7.74	1589	226	12200	0.90	KHF77 R37	63.1					
9.02	1363	194	12200	1.05	KAF77 R37	90	63.2				
9.98	1232	175	12200	1.17	KNF77 R37	75.1					
11.51	1068	152	12200	1.35	KMF77 R37	70					
14.16	868	124	8730	0.88	KSF67 R37	40.5					
					KHF67 R37	38.4					
					KAF67 R37	90	37.8				
					KNF67 R37	43.8					
					KMF67 R37	41.2					
18.72	657	93	7450	0.85	KSF57 R37	36.9					
					KHF57 R37	35.2					
					KAF57 R37	90	34.5				
					KNF57 R37	40					
					KMF57 R37	38.1					



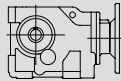
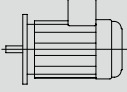
Pm [kW]	na [1/min]	Ma [Nm]	i	FRa [N]	fs			m [kg]
1.5 (2HP)	13.54	965	129	25770	2.81	KSF87 KHF87 KAF87 KNF87 KMF87	90	98.1 91.2 87 104 95.3
	14.89	878	118	25400	3.09			
	16.20	806	108	25040	3.38			
	18.65	701	94	24430	3.89			
	21.12	619	83	23860	4.33			
	24.19	540	72	23220	4.83			
	28.49	459	61	22430	5.53			
32.63	400	54	21760	6.17				
17.38	752	101	13790	2.07	KSF77 KHF77 KAF77 KNF77 KMF77	90	59.9 55.7 56.6 67.2 63	
19.43	673	90	13770	2.32				
22.42	583	78	13680	2.68				
27.32	478	64	13460	3.26				
30.67	426	57	13290	3.56				
34.19	382	51	13100	3.84				
37.14	352	47	12950	4.07				
44.01	297	40	12600	4.58				
57.42	228	30	11860	5.46				
64.01	204	27	11620	5.89				
69.52	188	25	11430	6.24				
25.38	515	69	8050	1.38	KSF67 KHF67 KAF67 KNF67 KMF67	90	31.9 30.4 29.1 35.1 32.6	
26.94	485	65	8120	1.43				
31.20	419	56	8240	1.58				
37.77	346	46	8210	1.95				
39.48	331	44	8290	1.86				
46.07	284	38	8180	2.24				
48.89	267	36	8160	2.33				
52.61	248	33	8180	2.28				
56.64	231	31	8070	2.58				
64.17	204	27	8020	2.63				
68.10	192	26	7960	2.74				
71.67	182	24	7860	3.05				
78.89	166	22	7800	3.03				
99.82	131	18	7510	3.57				
123.61	106	14	7190	4.47				
143.19	91	12	6990	4.96				
181.19	72	10	6650	5.84				
26.87	486	65	4890	1.24	KSF57 KHF57 KAF57 KNF57 KMF57	90	27.9 26.2 25.5 30.9 28.9	
31.13	420	56	4900	1.44				
36.96	354	47	5170	1.71				
39.39	332	44	4840	1.76				
41.96	312	42	5090	1.86				
51.18	255	34	4920	2.27				
54.31	241	32	4870	2.40				
62.91	208	28	4730	2.43				
67.93	192	26	4470	2.46				
78.69	166	22	4340	2.70				
99.58	131	18	4120	3.11				
137.31	95	13	3900	4.20				
159.05	82	11	3740	4.73				
201.27	65	9	3500	5.73				
42.31	309	41	3320	1.24	KSF47 KHF47 KAF47 KNF47	90	21 20.2 19.6 23.8	
45.00	290	39	3310	1.29				
55.82	234	31	3230	1.51				
60.61	216	29	3240	1.58				
66.55	196	26	3160	1.73				
70.77	185	25	3130	1.83				
84.76	154	21	3070	1.98				
95.33	137	18	2970	2.21				



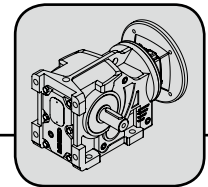
Helical-Bevel Gear Units

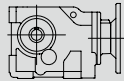
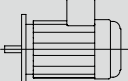
Selection Tables [kW] K..F/..M

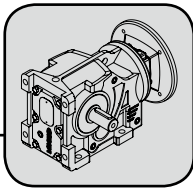
1750 Input Rpm

Pm [kW]	na [1/min]	Ma [Nm]	i	FRa [N]	fs			m [kg]			
1.5 (2HP)	103.02	127	17	2950	2.25	KMF47		22.3			
	133.32	98	13	2760	2.82						
	162.04	81	11	2640	3.19						
	175.93	74	10	2600	3.21						
	246.04	53	7	2380	4.02						
	299.03	44	6	2250	4.57						
	88.69	147	20	2220	1.27				KSF37 KHF37 KAF37 KNF37 KMF37	90	14.4 13.8 13.1 15.5 14.7
	104.62	125	17	2180	1.49						
	114.26	114	15	2270	1.56						
	133.77	98	13	2210	1.82						
157.79	83	11	2130	2.15							
192.44	68	9	2030	2.61							
219.91	59	8	1910	2.79							
257.45	51	7	1840	3.10							
303.68	43	6	1770	3.47							
370.37	35	5	1680	3.94							
2.2 (3HP)	2.23	8100	786	54840	0.88	KSF107 R77 KHF107 R77 KAF107 R77 KNF107 R77 KMF107 R77	100	307 273 254 297 270			
	2.56	7056	685	54840	1.02						
	2.89	6236	605	54840	1.15						
	3.34	5405	524	54840	1.33						
	3.82	4717	458	54840	1.52						
	4.45	4054	393	54840	1.77						
	4.88	3697	359	54840	1.94						
	5.52	3264	317	54840	2.20						
	6.34	2844	276	54840	2.52						
	7.02	2570	249	54840	2.79						
	8.08	2231	216	54840	3.21						
	9.08	1986	193	54840	3.61						
	10.12	1782	173	54840	4.02						
	4.61	3915	380	35110	1.02				KSF97 R47 KHF97 R47 KAF97 R47 KNF97 R47 KMF97 R47	100	174.4 164.4 154.2 185.7 171.7
	5.14	3510	341	35110	1.14						
	5.70	3165	307	35110	1.26						
	6.76	2667	259	35110	1.50						
	7.64	2359	229	35110	1.69						
	8.53	2115	205	35110	1.89						
	5.95	3030	294	21500	0.83				KSF87 R47 KHF87 R47 KAF87 R47 KNF87 R47 KMF87 R47	100	115.8 105.6 101.6 123.8 109.9
7.14	2527	245	21500	0.99							
7.67	2350	228	21500	1.07							
8.69	2076	201	21500	1.21							
9.68	1862	181	21500	1.34							
11.07	1630	158	21500	1.54							
12.34	1462	142	21500	1.71							
9.98	1807	175	12200	0.80	KSF77 R37 KHF77 R37 KAF77 R37 KNF77 R37 KMF77 R37	100	67.2 63.1 63.2 75.1 70				
11.51	1567	152	12200	0.92							
10.01	1914	175	45660	2.26				KSF97 KHF97 KAF97 KNF97 KMF97	100	157 153 142.7 173.4 159.4	
11.36	1688	154	44710	2.56							
12.44	1541	141	43990	2.81							
14.60	1313	120	42670	3.30							
15.57	1231	112	42130	3.52							
17.26	1110	101	41240	3.90							
19.49	983	90	40180	4.41							
21.86	877	80	39170	4.94							
24.38	786	72	38210	5.51							
27.04	709	65	37290	6.11							
14.89	1288	118	23030	2.11							





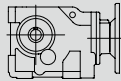
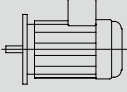
Pm [kW]	na [1/min]	Ma [Nm]	i	FRa [N]	fs			m [kg]
2.2 (3HP)	16.20	1183	108	22870	2.30			
	18.65	1028	94	22540	2.65	KSF87		98.1
	21.12	908	83	22190	2.96	KHF87		91.2
	24.19	792	72	21760	3.30	KAF87		87
	28.49	673	61	21190	3.77	KNF87	100	104
	32.63	587	54	20680	4.21	KMF87		95.3
	34.69	553	50	20450	4.42			
	40.40	474	43	19840	5.01			
	44.19	434	40	19200	5.39			
17.38	1102	101	10990	1.42				
22.42	855	78	11510	1.82				
27.32	702	64	11680	2.23				
30.67	625	57	11700	2.43				
34.19	561	51	11680	2.61				
37.14	516	47	11640	2.77	KSF77		59.9	
44.01	436	40	11500	3.13	KHF77		55.7	
57.42	334	30	10950	3.72	KAF77	100	56.6	
64.01	299	27	10800	4.01	KNF77		67.2	
69.52	276	25	10680	4.25	KMF77		63	
77.55	247	23	10660	4.65				
82.39	233	21	10400	4.79				
86.45	222	20	10460	5.01				
93.90	204	19	10300	5.31				
111.28	172	16	9960	5.98				
37.77	507	46	6500	1.33				
39.48	485	44	6690	1.27				
46.07	416	38	6780	1.53				
48.89	392	36	6840	1.59				
52.61	364	33	6980	1.56	KSF67		31.9	
56.64	338	31	6930	1.76	KHF67		30.4	
64.17	299	27	7030	1.79	KAF67	100	29.1	
68.10	281	26	7030	1.86	KNF67		35.1	
71.67	267	24	6960	2.08	KMF67		32.6	
78.89	243	22	7000	2.06				
99.82	192	18	6880	2.44				
123.61	155	14	6670	3.05				
143.19	134	12	6540	3.38				
181.19	106	10	6290	3.98				
41.96	457	42	4360	1.27				
51.18	375	34	4360	1.55				
54.31	353	32	4340	1.64	KSF57		27.9	
62.91	305	28	4290	1.66	KHF57		26.2	
67.93	282	26	4000	1.68	KAF57	100	25.5	
78.69	244	22	3950	1.83	KNF57		30.9	
99.58	193	18	3820	2.13	KMF57		28.9	
137.31	140	13	3730	2.86				
159.05	121	11	3600	3.22				
201.27	95	9	3390	3.91				
84.76	226	21	2730	1.34				
95.33	201	18	2680	1.50	KSF47		21	
103.02	186	17	2690	1.53	KHF47		20.2	
133.32	144	13	2560	1.93	KAF47	100	19.6	
162.04	118	11	2480	2.18	KNF47		23.8	
175.93	109	10	2460	2.19	KMF47		22.3	
246.04	78	7	2280	2.74				
299.03	64	6	2170	3.13				
3 (4HP)	3.34	7370	524	54840	0.97			
	3.82	6433	458	54840	1.11			



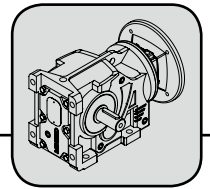
Helical-Bevel Gear Units

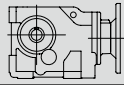
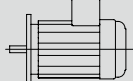
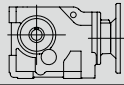
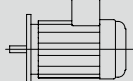
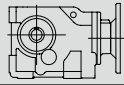
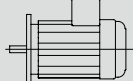
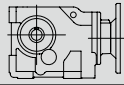
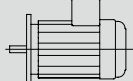
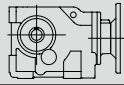
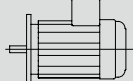
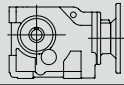
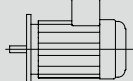
Selection Tables [kW] K..F/..M

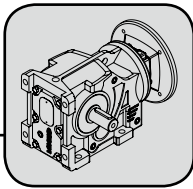
1750 Input Rpm

Pm [kW]	na [1/min]	Ma [Nm]	i	FRa [N]	fs			m [kg]
3 (4HP)	4.45	5529	393	54840	1.30			
	4.88	5041	359	54840	1.42	KSF107 R77		307
	5.52	4451	317	54840	1.61	KHF107 R77		273
	6.34	3878	276	54840	1.85	KAF107 R77		254
	7.02	3504	249	54840	2.04	KNF107 R77	100	297
	8.08	3042	216	54840	2.36	KMF107 R77		270
	9.08	2709	193	54840	2.65			
	10.12	2430	173	54840	2.95			
	11.24	2187	156	54840	3.28			
	12.33	1994	142	54840	3.59			
	5.14	4787	341	35110	0.83	KSF97 R47		174.4
	5.70	4316	307	35110	0.92	KHF97 R47		164.4
6.76	3636	259	35110	1.10	KAF97 R47	100	154.2	
7.64	3217	229	35110	1.24	KNF97 R47		185.7	
8.53	2884	205	35110	1.38	KMF97 R47		171.7	
12.19	2144	144	68980	3.76	KSF107		276	
14.35	1821	122	66250	4.42	KHF107		243	
					KAF107	100	223	
					KNF107		266	
					KMF107		239	
10.01	2610	175	42340	1.66				
11.36	2301	154	41780	1.89				
12.44	2101	141	41320	2.06				
14.60	1790	120	40390	2.42				
15.57	1679	112	39990	2.58	KSF97		157	
17.26	1514	101	39310	2.86	KHF97		153	
19.49	1341	90	38470	3.23	KAF97	100	142.7	
21.86	1196	80	37650	3.63	KNF97		173.4	
24.38	1072	72	36840	4.04	KMF97		159.4	
27.04	967	65	36060	4.48				
33.05	791	53	34520	5.48				
37.11	704	47	33180	4.67				
41.39	632	42	32380	5.22				
45.90	569	38	31620	5.80				
14.89	1756	118	20310	1.55				
16.20	1613	108	20380	1.69				
18.65	1402	94	20370	1.94				
21.12	1237	83	20280	2.17				
24.19	1080	72	20090	2.42	KSF87		98.1	
28.49	917	61	19770	2.76	KHF87		91.2	
32.63	801	54	19450	3.08	KAF87		87	
34.69	754	50	19280	3.24	KNF87	100	104	
40.40	647	43	18840	3.67	KMF87		95.3	
44.19	591	40	18190	3.95				
53.99	484	32	17600	4.61				
61.83	423	28	17170	5.07				
65.72	398	27	16970	5.29				
76.56	341	23	16450	5.89				
17.38	1503	101	7780	1.04				
22.42	1166	78	9030	1.34				
27.32	957	64	9640	1.64				
30.67	852	57	9880	1.78				
34.19	764	51	10050	1.92				
37.14	704	47	10140	2.03				
44.01	594	40	10230	2.29	KSF77		59.9	
57.42	455	30	9900	2.73	KHF77		55.7	
64.01	408	27	9860	2.95	KAF77		56.6	
69.52	376	25	9810	3.13	KNF77		67.2	





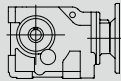
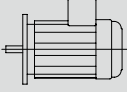
Pm [kW]	na [1/min]	Ma [Nm]	i	FRa [N]	fs			m [kg]				
3 (4HP)	77.55	337	23	9940	3.41			63				
	82.39	317	21	9670	3.51							
	86.45	302	20	9810	3.68							
	93.90	278	19	9710	3.90							
	111.28	235	16	9460	4.39							
	145.16	180	12	8910	5.22							
	161.83	162	11	8740	5.64							
	175.76	149	10	8600	5.97							
	37.77	692	46	2810	0.98							
	39.48	662	44	3280	0.94							
	46.07	567	38	5190	1.13							
	48.89	535	36	5330	1.17							
	52.61	497	33	5610	1.15							
	56.64	462	31	5630	1.29							
	64.17	407	27	5910	1.31							
	68.10	384	26	5980	1.36							
	71.67	365	24	5940	1.52							
	78.89	331	22	6090	1.51							
99.82	262	18	6160	1.79								
123.61	211	14	6080	2.24								
143.19	183	12	6020	2.48								
181.19	144	10	5890	2.92								
4 (5.4HP)	41.96	623	42	3370	0.94			31.9				
	51.18	511	34	3610	1.14							
	54.31	481	32	3650	1.20							
	62.91	415	28	3720	1.21							
	67.93	385	26	3430	1.23							
	78.69	332	22	3460	1.34							
	99.58	263	18	3450	1.55							
	137.31	190	13	3510	2.09							
	159.05	164	11	3420	2.36							
	201.27	130	9	3250	2.86							
	4.45	7372	393	54840	0.97							
	4.88	6721	359	54840	1.07							
	5.52	5935	317	54840	1.21							
	6.34	5170	276	54840	1.39							
	7.02	4672	249	54840	1.53							
	8.08	4056	216	54840	1.77							
	9.08	3612	193	54840	1.98							
	10.12	3240	173	54840	2.21							
11.24	2916	156	54840	2.46								
12.33	2658	142	54840	2.70								
6.76	4848	259	35110	0.82								
7.64	4289	229	35110	0.93								
8.53	3845	205	35110	1.04								
4 (5.4HP)	14.35	2428	122	64700	3.32			276				
	16.35	2131	107	62740	3.78							
	10.01	3480	175	38180	1.25							
	11.36	3069	154	38120	1.41							
	12.44	2802	141	37970	1.54							
	14.60	2387	120	37540	1.81							
	15.57	2239	112	37320	1.94							
	17.26	2019	101	36900	2.15							
	4 (5.4HP)	6.76	4848	259	35110				0.82			174.4
		7.64	4289	229	35110				0.93			
		8.53	3845	205	35110				1.04			
		14.35	2428	122	64700				3.32			
		16.35	2131	107	62740				3.78			
		10.01	3480	175	38180				1.25			
		11.36	3069	154	38120				1.41			
		12.44	2802	141	37970				1.54			
		14.60	2387	120	37540				1.81			
		15.57	2239	112	37320				1.94			
17.26		2019	101	36900	2.15							
4 (5.4HP)		4.45	7372	393	54840	0.97			307			
		4.88	6721	359	54840	1.07						
		5.52	5935	317	54840	1.21						
		6.34	5170	276	54840	1.39						
		7.02	4672	249	54840	1.53						
		8.08	4056	216	54840	1.77						
		9.08	3612	193	54840	1.98						
	10.12	3240	173	54840	2.21							
	11.24	2916	156	54840	2.46							
	12.33	2658	142	54840	2.70							
	6.76	4848	259	35110	0.82							
	7.64	4289	229	35110	0.93							
	8.53	3845	205	35110	1.04							
	14.35	2428	122	64700	3.32							
	16.35	2131	107	62740	3.78							
	10.01	3480	175	38180	1.25							
	11.36	3069	154	38120	1.41							
	12.44	2802	141	37970	1.54							
14.60	2387	120	37540	1.81								
15.57	2239	112	37320	1.94								
17.26	2019	101	36900	2.15								

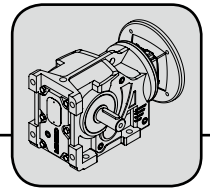


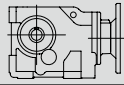
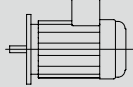
Helical-Bevel Gear Units

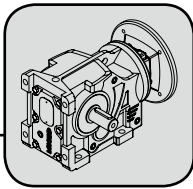
Selection Tables [kW] K..F/..M

1750 Input Rpm

Pm [kW]	na [1/min]	Ma [Nm]	i	FRa [N]	fs			m [kg]		
4 (5.4HP)	19.49	1788	90	36340	2.43	KHF97	112	153		
	21.86	1594	80	35750	2.72			KAF97	142.7	
	24.38	1429	72	35140	3.03			KNF97	173.4	
	27.04	1289	65	34520	3.36			KMF97	159.4	
	33.05	1055	53	33270	4.10					
	37.11	939	47	31910	3.50					
	41.39	842	42	31240	3.92					
	45.90	759	38	30600	4.35					
	56.10	621	31	29320	5.34					
	18.65	1869	94	17670	1.46	KSF87	112	98.1		
	21.12	1650	83	17890	1.63				KHF87	91.2
	24.19	1441	72	18010	1.81				KAF87	87
	28.49	1223	61	18000	2.07				KNF87	104
	32.63	1068	54	17900	2.31				KMF87	95.3
	34.69	1005	50	17830	2.43					
	40.40	863	43	17600	2.75					
	44.19	789	40	16920	2.96					
	53.99	645	32	16560	3.46					
61.83	564	28	16260	3.80						
65.72	530	27	16110	3.97						
76.56	455	23	15720	4.42						
83.73	416	21	15480	4.70						
111.73	312	16	14640	5.75						
27.32	1276	64	7090	1.22	KSF77	112	59.9			
30.67	1136	57	7620	1.33				KHF77	55.7	
34.19	1019	51	8020	1.44				KAF77	56.6	
37.14	938	47	8270	1.52				KNF77	67.2	
44.01	792	40	8650	1.72				KMF77	63	
57.42	607	30	8590	2.04						
64.01	544	27	8680	2.21						
69.52	501	25	8730	2.34						
77.55	449	23	9050	2.55						
82.39	423	21	8760	2.64						
86.45	403	20	9010	2.76						
93.90	371	19	8970	2.92						
111.28	313	16	8840	3.29						
145.16	240	12	8390	3.92						
161.83	215	11	8270	4.23						
175.76	198	10	8170	4.48						
208.29	167	8	7950	5.04						
71.67	486	24	4650	1.15	KSF67	112	31.9			
78.89	442	22	4950	1.14				KHF67	30.4	
99.82	349	18	5250	1.34				KAF67	29.1	
123.61	282	14	5330	1.68				KNF67	35.1	
143.19	243	12	5380	1.85				KMF67	32.6	
181.19	192	10	5380	2.19						
99.58	350	18	2880	1.17				KSF57	112	27.9
137.31	254	13	3210	1.57						
159.05	219	11	3170	1.77	KAF57	25.5				
201.27	173	9	3070	2.15	KNF57	30.9				
					KMF57	28.9				
5.5 (7.4HP)	5.52	8161	317	54840	0.88	KSF107 R77	132S	310		
	6.34	7109	276	54840	1.01			KHF107 R77	276	
	7.02	6424	249	54840	1.12			KAF107 R77	257	
	8.08	5576	216	54840	1.28			KNF107 R77	300	
	9.08	4966	193	54840	1.44			KMF107 R77	273	
	10.12	4455	173	54840	1.61					
	11.24	4009	156	54840	1.79					



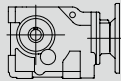
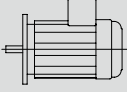
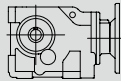
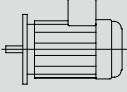
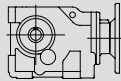
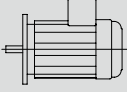
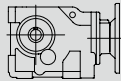
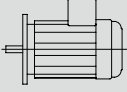
Pm [kW]	na [1/min]	Ma [Nm]	i	FRa [N]	fs			m [kg]
5.5 (7.4HP)	12.33	3655	142	54840	1.96			
	16.35	2931	107	60690	2.75			
	17.42	2751	100	59870	2.93	KSF107		280
	18.33	2614	95	59200	3.08	KHF107		247
	19.29	2483	91	58530	3.24	KAF107	132S	227
	21.24	2256	82	57270	3.57	KNF107		270
	23.30	2057	75	56050	3.92	KMF107		243
	26.38	1816	66	54420	4.44			
	14.60	3282	120	33270	1.32			
	15.57	3078	112	33310	1.41			
	17.26	2776	101	33290	1.56			
	19.49	2459	90	33140	1.76			
	21.86	2192	80	32890	1.98	KSF97		157
	24.38	1965	72	32580	2.20	KHF97		153
	27.04	1772	65	32220	2.45	KAF97	132S	142.7
	33.05	1450	53	31380	2.99	KNF97		173.4
	37.11	1291	47	30000	2.55	KMF97		159.4
	41.39	1158	42	29530	2.84			
45.90	1044	38	29060	3.17				
56.10	854	31	28050	3.89				
73.16	655	24	27050	5.92				
24.19	1981	72	14880	1.32				
28.49	1682	61	15350	1.51				
32.63	1468	54	15580	1.69				
34.69	1381	50	15650	1.77				
40.40	1186	43	15720	2.00				
44.19	1084	40	15030	2.16	KSF87		98.1	
53.99	888	32	15010	2.51	KHF87		91.2	
61.83	775	28	14900	2.76	KAF87	132S	87	
65.72	729	27	14840	2.89	KNF87		104	
76.56	626	23	14630	3.21	KMF87		95.3	
83.73	572	21	14480	3.42				
111.73	429	16	13890	4.19				
136.49	351	13	13420	4.81				
156.33	307	11	13080	5.29				
166.16	288	11	12930	5.52				
193.55	248	9	12530	6.15				
44.01	1089	40	6280	1.25				
57.42	835	30	6620	1.49				
64.01	749	27	6920	1.60				
69.52	689	25	7110	1.70				
77.55	618	23	7700	1.85	KSF77		59.9	
82.39	582	21	7390	1.92	KHF77		55.7	
86.45	554	20	7800	2.00	KAF77	132S	56.6	
93.90	510	19	7850	2.13	KNF77		67.2	
111.28	431	16	7900	2.40	KMF77		63	
145.16	330	12	7620	2.85				
161.83	296	11	7580	3.07				
175.76	273	10	7530	3.26				
208.29	230	8	7410	3.67				
7.5 (10HP)	16.35	3996	107	57970	2.02			
	17.42	3751	100	57310	2.15	KSF107		280
	18.33	3565	95	56780	2.26	KHF107		247
	19.29	3386	91	56220	2.38	KAF107		227
	21.24	3076	82	55170	2.62	KNF107	132M	270
	23.30	2804	75	54140	2.87	KMF107		243
	26.38	2476	66	52740	3.25			
30.29	2157	58	51160	3.73				

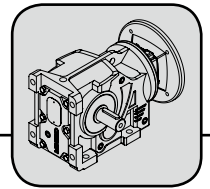


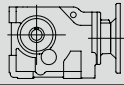
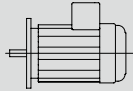
Helical-Bevel Gear Units

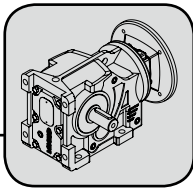
Selection Tables [kW] K..F/..M

1750 Input Rpm

Pm [kW]	na [1/min]	Ma [Nm]	i	FRa [N]	fs			m [kg]				
7.5 (10HP)	19.49	3353	90	28870	1.29							
	21.86	2989	80	29080	1.45							
	24.38	2680	72	29160	1.61							
	27.04	2417	65	29140	1.79							
	33.05	1977	53	28860	2.19							
	37.11	1761	47	27460	1.86							
	41.39	1579	42	27260	2.09							
	45.90	1423	38	27000	2.32							
	56.10	1165	31	26370	2.85							
	73.16	893	24	25910	4.33							
	82.05	796	21	25350	4.70							
	91.52	714	19	24810	5.07							
	101.50	644	17	24280	5.46							
	124.06	527	14	23240	6.28							
	139.30	469	13	22340	5.91							
	9.2 (12.4HP)	16.35	4902	107	55660				1.64			
		17.42	4601	100	55140				1.75			
18.33		4373	95	54710	1.84							
19.29		4154	91	54260	1.94							
21.24		3773	82	53390	2.14							
23.30		3440	75	52520	2.34							
26.38		3038	66	51300	2.65							
30.29		2646	58	49910	3.04							
38.20		2098	46	47490	3.70							
34.69		1884	50	12740	1.30							
40.40		1617	43	13230	1.47							
44.19		1479	40	12490	1.58							
53.99		1210	32	12930	1.84							
61.83		1057	28	13090	2.03							
65.72		994	27	13140	2.11							
76.56		854	23	13170	2.35							
83.73		780	21	13140	2.51							
111.73	585	16	12890	3.07								
136.49	479	13	12600	3.53								
156.33	418	11	12370	3.89								
166.16	393	11	12250	4.05								
193.55	338	9	11950	4.51								
211.69	309	8	11760	4.80								
9.2 (12.4HP)	19.49	4112	90	25240	1.05							
	21.86	3667	80	25850	1.18							
	24.38	3288	72	26260	1.31							
	27.04	2964	65	26520	1.46							
	33.05	2425	53	26720	1.78							
	37.11	2160	47	25300	1.52							
	41.39	1937	42	25320	1.70							
	45.90	1746	38	25260	1.90							
	56.10	1429	31	24950	2.32							
	73.16	1096	24	24940	3.53							
	82.05	977	21	24490	3.83							
	91.52	876	19	24030	4.14							
	101.50	790	17	23580	4.45							
	124.06	646	14	22670	5.11							
	139.30	575	13	21760	4.82							
	155.37	516	11	21280	5.20							
	172.32	465	10	20820	5.59							
	34.69	2311	50	10270	1.06							
	40.40	1984	43	11100	1.20							
	44.19	1814	40	10340	1.29							



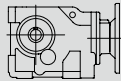
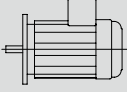
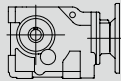
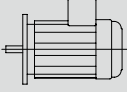
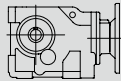
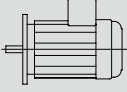
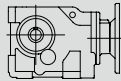
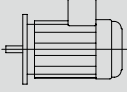
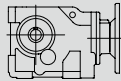
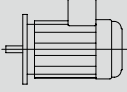
Pm [kW]	na [1/min]	Ma [Nm]	i	FRa [N]	fs			m [kg]
9.2 (12.4HP)	53.99	1485	32	11170	1.50	KSF87 KHF87 KAF87 KNF87 KMF87	132M	157 153 142.7 173.4 159.4
	61.83	1296	28	11560	1.66			
	65.72	1220	27	11690	1.73			
	76.56	1047	23	11920	1.92			
	83.73	957	21	12000	2.04			
	111.73	717	16	12040	2.50			
	136.49	587	13	11900	2.88			
	156.33	513	11	11760	3.17			
	166.16	482	11	11680	3.30			
	193.55	414	9	11460	3.68			
211.69	379	8	11310	3.92				
11 (15HP)	19.29	4967	91	52190	1.62	KSF107 KHF107 KAF107 KNF107 KMF107	160M	293 259 239 282 256
	21.24	4511	82	51500	1.79			
	23.30	4113	75	50800	1.96			
	26.38	3632	66	49780	2.22			
	30.29	3164	58	48580	2.55			
	38.20	2508	46	46450	3.09			
	41.71	2298	42	45610	3.33			
	46.11	2078	38	44640	3.59			
	53.71	1784	33	43160	4.06			
	58.90	1627	30	42260	4.40			
	33.05	2900	53	24450	1.49	KSF97 KHF97 KAF97 KNF97 KMF97	160M	157 153 142.7 173.4 159.4
	37.11	2583	47	23020	1.27			
	41.39	2315	42	23270	1.43			
	45.90	2088	38	23410	1.58			
	56.10	1708	31	23430	1.95			
	73.16	1310	24	23920	2.96			
	82.05	1168	21	23580	3.21			
	91.52	1047	19	23210	3.46			
	101.50	944	17	22840	3.72			
	124.06	772	14	22060	4.28			
	139.30	688	13	21150	4.03	KSF87 KHF87 KAF87 KNF87 KMF87	160M	157 153 142.7 173.4 159.4
	155.37	617	11	20740	4.35			
	172.32	556	10	20330	4.68			
	210.62	455	8	19510	5.39			
	53.99	1775	32	9310	1.26			
	61.83	1550	28	9930	1.39			
	65.72	1458	27	10160	1.45			
	76.56	1252	23	10610	1.60			
	83.73	1145	21	10800	1.71			
	111.73	858	16	11140	2.09			
	136.49	702	13	11170	2.41	KSF107 KHF107 KAF107 KNF107 KMF107	160L	293 259 239 282 256
	156.33	613	11	11110	2.65			
	166.16	577	11	11070	2.76			
	193.55	495	9	10940	3.07			
	211.69	453	8	10830	3.27			
	21.24	6152	82	47310	1.31			
	23.30	5609	75	46980	1.44			
	26.38	4953	66	46410	1.63			
	30.29	4315	58	45640	1.87			
	38.20	3421	46	44110	2.27			
15 (20HP)	41.71	3133	42	43480	2.44	KSF107 KHF107 KAF107 KNF107 KMF107	160L	293 259 239 282 256
	46.11	2834	38	42710	2.63			
	53.71	2433	33	41500	2.98			
	58.90	2219	30	40750	3.22			
	76.57	1707	23	38540	4.01			
	88.21	1481	20	37330	4.49			
	56.10	2329	31	20070	1.43			

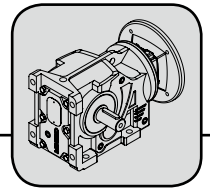


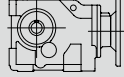
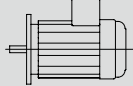
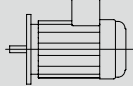
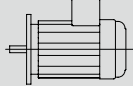
Helical-Bevel Gear Units

Selection Tables [kW] K..F/..M

1750 Input Rpm

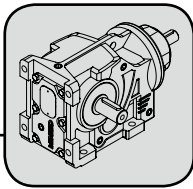
Pm [kW]	na [1/min]	Ma [Nm]	i	FRa [N]	fs			m [kg]			
15 (20HP)	73.16	1786	24	21650	2.17						
	82.05	1593	21	21550	2.35				KSF97	157	
	91.52	1428	19	21400	2.53				KHF97	153	
	101.50	1287	17	21200	2.73				KAF97	160L	142.7
	124.06	1053	14	20720	3.14				KNF97		173.4
	139.30	938	13	19800	2.96				KMF97		159.4
	155.37	841	11	19520	3.19						
	172.32	758	10	19230	3.43						
	210.62	620	8	18620	3.95						
18.5 (25HP)	26.38	6109	66	43460	1.32						
	30.29	5321	58	43070	1.51						
	38.20	4219	46	42080	1.84				KSF107		300
	41.71	3864	42	41610	1.98				KHF107		267
	46.11	3496	38	41020	2.13				KAF107	180M ★	247
	53.71	3001	33	40050	2.42				KNF107		290
	58.90	2736	30	39420	2.61				KMF107		264
	76.57	2105	23	37520	3.25						
	88.21	1827	20	36450	3.64						
	108.46	1486	16	34850	4.37						
	73.16	2203	24	19660	1.76						
	82.05	1964	21	19780	1.91						
	91.52	1761	19	19810	2.05				KSF97		157
	101.50	1588	17	19770	2.21				KHF97		153
124.06	1299	14	19550	2.54	KAF97	180M ★	142.7				
139.30	1157	13	18620	2.40	KNF97		173.4				
155.37	1037	11	18460	2.58	KMF97		159.4				
172.32	935	10	18280	2.78							
210.62	765	8	17830	3.20							
22 (30HP)	26.38	7264	66	40500	1.11						
	30.29	6328	58	40500	1.27						
	38.20	5017	46	40040	1.55						
	41.71	4595	42	39740	1.67				KSF107		300
	46.11	4157	38	39330	1.79				KHF107		267
	53.71	3569	33	38600	2.03				KAF107	180L ★	247
	58.90	3254	30	38100	2.20				KNF107		290
	76.57	2503	23	36510	2.74				KMF107		264
	88.21	2173	20	35570	3.06						
	108.46	1767	16	34130	3.68						
	119.93	1598	15	33420	4.03						
	73.16	2620	24	17670	1.48						
	82.05	2336	21	18000	1.60						
	91.52	2094	19	18210	1.73				KSF97		157
101.50	1888	17	18340	1.85	KHF97		153				
124.06	1545	14	18380	2.14	KAF97	180L ★	142.7				
139.30	1376	13	17430	2.01	KNF97		173.4				
155.37	1234	11	17400	2.18	KMF97		159.4				
172.32	1112	10	17320	2.34							
210.62	910	8	17050	2.69							
30 (40HP)	46.11	5668	38	35470	1.31						
	53.71	4866	33	35290	1.49						
	58.90	4437	30	35080	1.61				KSF107		300
	76.57	3413	23	34180	2.01				KHF107		267
	88.21	2963	20	33550	2.24				KAF107	200L ★	247
	108.46	2410	16	32490	2.70				KNF107		290
	119.93	2179	15	31930	2.96				KMF107		264
	162.53	1608	11	29680	3.70						
	201.81	1295	9	28410	4.20						
37	76.57	4210	23	32150	1.63						
						KSF107		308			



Pm [kW]	na [1/min]	Ma [Nm]	i	FRa [N]	fs			m [kg]		
(50HP)	88.21	3654	20	31780	1.82	KHF107		279		
	108.46	2972	16	31050	2.19			254		
	119.93	2688	15	30630	2.40			225S ★	297	
	162.53	1983	11	28610	3.00			KMF107	271	
	201.81	1597	9	27550	3.40					
45 (60HP)	76.57	5120	23	29820	1.34	KSF107		308		
	88.21	4444	20	29760	1.50			KHF107	279	
	108.46	3614	16	29410	1.80			KAF107	254	
	119.93	3269	15	29150	1.97			KNF107	225M ★	297
	162.53	2412	11	27400	2.46			KMF107	271	
	201.81	1943	9	26580	2.80					

▲ 馬達直結型式無該框號配置 Not available for K..M (direct couple) models.

★ 使用台灣東元馬達請閱第 131 頁

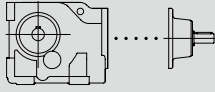


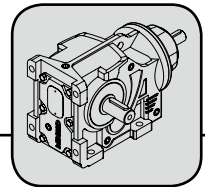
Helical-Bevel Gear Units

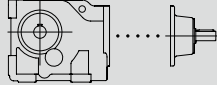
Selection Tables [kW] K..S

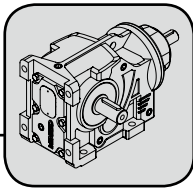
1750 Input Rpm

K..S

i	na [1/min]	Mamax [Nm]	Pe [kW]	FRa [N]	FRe [N]		m [kg]
K37							200Nm
150.47	12	200	0.27	5110			
134.96	13	200	0.30	4890			
116.28	15	200	0.35	4620			
106.21	16	200	0.38	4460			
92.84	19	200	0.43	4220		KSS37	13.4
83.69	21	200	0.48	4050		KHS37	12.7
75.58	23	200	0.53	3890		KAS37	12
67.80	26	200	0.59	3720		KNS37	14.4
59.67	29	200	0.67	3530		KMS37	13.6
49.51	35	200	0.81	3260			
44.46	39	200	0.90	3120			
37.97	46	200	1.1	2910			
32.19	54	197	1.2	2720			
26.40	66	190	1.4	2520			
25.73	68	187	1.5	2310			
23.10	76	187	1.6	2190			
19.73	89	186	1.9	2020		KSS37	13.8
16.73	105	185	2.2	1860		KHS37	13.1
15.32	114	177	2.3	2010		KAS37	12.4
13.08	134	177	2.7	1860		KNS37	14.8
11.09	158	177	3.2	1710		KMS37	14
9.09	192	176	3.9	1550			
7.96	220	176	4.4	1190			
6.80	257	167	4.9	1110			
5.76	304	158	5.5	1040			
4.73	370	148	6.3	940			
K47							400Nm
130.79	13	400	0.61	5170		KSS47	20.3
116.81	15	400	0.69	4910		KHS47	19.4
108.86	16	400	0.74	4750		KAS47	18.8
96.90	18	400	0.83	4500		KNS47	23
						KMS47	21.5
86.89	20	400	0.92	4270			
76.33	23	400	1.1	4000			
71.78	24	400	1.1	3880			
58.99	30	400	1.4	3540			
53.29	33	388	1.5	3380			
47.08	37	384	1.6	3210			
41.36	42	381	1.9	3000			
38.89	45	373	1.9	2940		KSS47	20.5
31.35	56	351	2.2	2700		KHS47	19.6
28.88	61	338	2.4	2660		KAS47	19
26.30	67	337	2.6	2510		KNS47	23.2
24.73	71	335	2.7	2430		KMS47	21.7
20.65	85	302	2.9	2380			
18.36	95	300	3.3	2220			
16.99	103	283	3.3	2230			
13.13	133	275	4.2	1950			
10.80	162	256	4.8	1840			
9.95	176	237	4.8	1870			
7.11	246	212	6.0	1670			
5.85	299	199	6.8	1560			



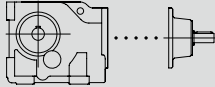
i	na [1/min]	Mamax [Nm]	Pe [kW]	FRa [N]	FRe [N]		m [kg]	
K57							600Nm	
149.93	12	600	0.81	6830				
130.88	13	600	0.92	6400				
118.43	15	600	1.0	6070				
108.29	16	600	1.1	5800				
95.70	18	600	1.3	5430				
84.31	21	600	1.4	5070				
69.12	25	600	1.7	4520		KSS57	29.6	
65.13	27	600	1.9	4350		KHS57	28	
56.22	31	600	2.1	3870		KAS57	Ø19	26.9
47.35	37	600	2.5	3980		KNS57		32.3
44.43	39	580	2.6	3150		KMS57		30.3
41.71	42	577	2.8	3810				
34.20	51	575	3.4	3350				
32.22	54	572	3.6	3240				
27.82	63	500	3.6	3350				
25.76	68	470	3.7	2630				
22.24	79	444	4.0	2490				
17.57	100	406	4.6	2280		KSS57		29.8
12.75	137	397	6.3	2520		KHS57		28.2
11.00	159	385	7.0	2350		KAS57	Ø24	27.1
8.69	201	370	8.5	2090		KNS57		32.5
						KMS57		30.5
K67							820Nm	
149.56	12	820	1.1	8730				
130.56	13	820	1.3	8060				
118.14	15	820	1.4	7100				
108.03	16	820	1.5	6720				
95.46	18	793	1.7	6470				
84.10	21	764	1.8	6230				
68.95	25	720	2.1	5870		KSS67		33.3
64.97	27	707	2.2	5770		KHS67		31.6
56.09	31	676	2.4	5510		KAS67	Ø19	30.1
46.33	38	687	3.0	5070		KNS67		36.1
44.32	39	630	2.9	5140		KMS67		33.6
37.98	46	648	3.4	4780				
35.79	49	636	3.6	4700				
33.26	53	578	3.5	4720				
30.90	57	609	4.0	4490				
27.27	64	545	4.0	4440				
25.70	68	535	4.2	4360				
24.42	72	567	4.7	4190		KSS67		33.5
22.18	79	512	4.6	4170		KHS67		31.8
17.53	100	477	5.5	3890		KAS67	Ø24	30.3
14.16	124	482	6.8	3550		KNS67		36.3
12.22	143	461	7.6	3400		KMS67		33.8
9.66	181	429	8.9	3170				

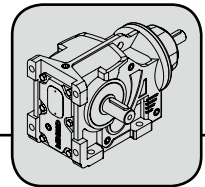


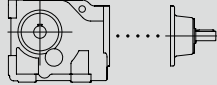
Helical-Bevel Gear Units

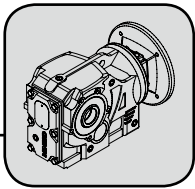
Selection Tables [kW] K..S

1750 Input Rpm

i	na [1/min]	Mamax [Nm]	Pe [kW]	FRa [N]	FRe [N]		m [kg]
K77							1550Nm
194.36	9.0	1451	1.5	15060			
180.17	9.7	1345	1.5	14470			
160.76	11	1200	1.5	13610		KSS77	59.7
144.13	12	1076	1.5	12820		KHS77	55.1
122.94	14	918	1.5	11700		KAS77	Ø19
109.30	16	816	1.5	10910		KNS77	66.7
100.66	17	1550	3.1	10370		KMS77	62.5
90.08	19	1550	3.5	9670			
78.07	22	1550	4.0	8780			
64.06	27	1550	4.9	7640		KSS77	59.9
57.05	31	1506	5.3	7320		KHS77	55.3
51.18	34	1457	5.7	7080		KAS77	Ø24
47.12	37	1422	6.1	6910		KNS77	66.9
			0.0			KMS77	62.7
39.76	44	1351	6.8	6570			
30.48	57	1233	8.1	5450			
27.34	64	1194	8.8	5270			
25.17	70	1165	9.3	5140			
22.57	78	1140	10.1	5540		KSS77	65.1
21.24	82	1107	10.5	4890		KHS77	60.5
20.24	86	1103	10.9	5360		KAS77	Ø38
18.64	94	1076	11.6	5230		KNS77	72.1
15.73	111	1023	13.1	4970		KMS77	67.9
12.06	145	934	15.6	4120			
10.81	162	904	16.8	3990			
9.96	176	882	17.8	3900			
8.40	208	838	20.0	3700			
K87							2700Nm
214.50	8.2	1602	1.5	21500			
190.38	9.2	1422	1.5	20220		KSS87	97.7
180.32	9.7	1346	1.5	19650		KHS87	90.7
151.59	12	1132	1.5	17890		KAS87	Ø19
129.25	14	2700	4.2	16350		KNS87	103.5
117.56	15	2700	4.6	15470		KMS87	95.1
108.00	16	2700	5.0	14710			
93.84	19	2700	5.8	13480		KSS87	98
82.86	21	2663	6.5	12640		KHS87	91
						KAS87	Ø28
						KNS87	103.8
						KMS87	95.4
72.35	24	2595	7.2	11920		KSS87	102.3
61.42	28	2517	8.2	11100		KHS87	95.3
53.63	33	2454	9.2	10450		KAS87	Ø38
50.45	35	2426	9.7	10160		KNS87	108.1
43.31	40	2358	10.9	9480		KMS87	99.7
39.60	44	2319	11.8	7690			
32.41	54	2275	14.1	7040			
28.30	62	2184	15.5	6760			
26.63	66	2145	16.2	6640			
22.86	77	2049	18.0	6340		KSS87	110.5
20.90	84	1994	19.2	6170		KHS87	103.5
15.66	112	1829	23	5660		KAS87	Ø42
12.82	136	1722	27	5330		KNS87	116.3
11.19	156	1654	30	5120		KMS87	107.9
10.53	166	1624	31	5020			
9.04	194	1551	34	4800			
8.27	212	1510	37	4670			



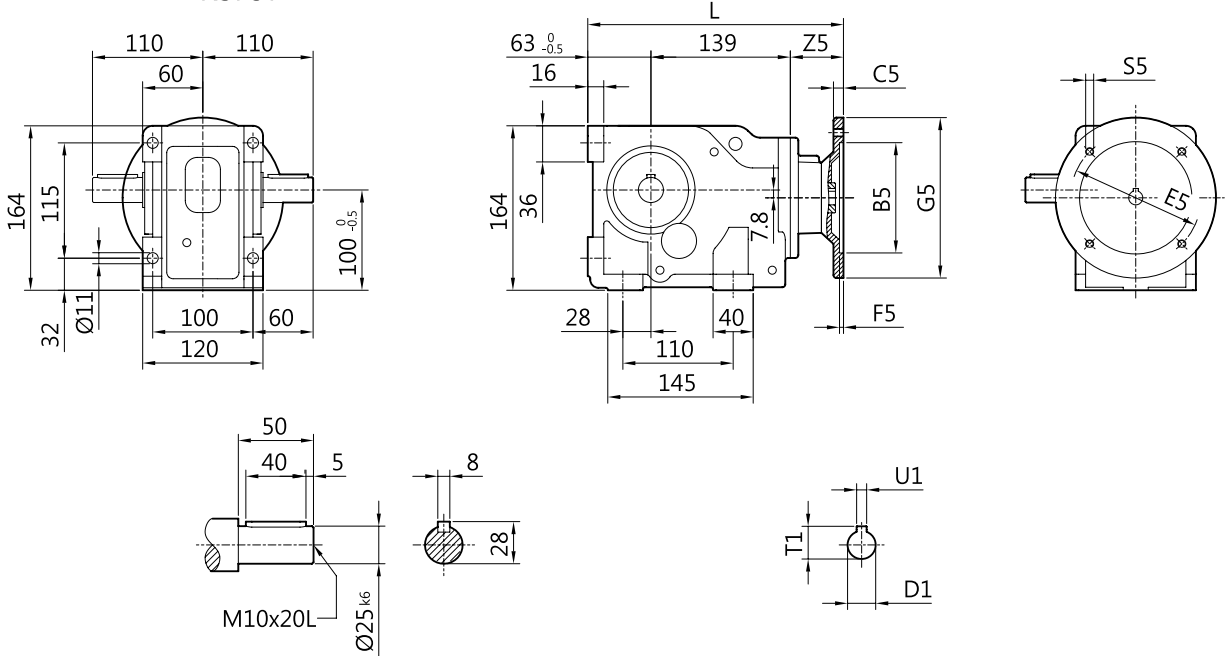
i	na [1/min]	Mamax [Nm]	Pe [kW]	FRa [N]	FRe [N]		m [kg]
K97							4300Nm
174.75	10	4300	4.9	35090		KSS97	154.9
154.10	11	4300	5.6	33060		KHS97	147.1
140.71	12	4300	6.1	31640		KAS97	140.4
						KNS97	171.4
						KMS97	149.8
119.87	15	4300	7.2	29230			
112.43	16	4300	7.7	28300		KSS97	159.1
101.37	17	4300	8.5	26830		KHS97	151.3
89.79	19	4300	9.6	25160		KAS97	144.6
80.07	22	4300	10.8	23650		KNS97	175.6
71.78	24	4300	12.0	22250		KMS97	154
64.72	27	4300	13.3	20970			
52.96	33	4300	16.3	18590		KSS97	167.1
47.16	37	3266	13.9	20020		KHS97	159.3
42.28	41	3274	15.6	18790		KAS97	152.6
38.12	46	3280	17.3	17660		KNS97	183.6
31.19	56	3295	21	15560		KMS97	162
23.92	73	3948	33	12540			
21.33	82	3814	36	12120			
19.12	92	3692	39	11730		KSS97	167.1
17.24	102	3579	42	11370		KHS97	166.3
14.11	124	3369	48	10710		KAS97	159.6
12.56	139	2826	45	10580		KNS97	190.6
11.26	155	2735	49	10240		KMS97	169
10.16	172	2651	52	9930			
8.31	211	2496	60	9340			
K107							8000Nm
143.55	12	8000	11.2	53910		KSS107	273
121.95	14	8000	13.2	50350		KHS107	244
						KAS107	219
						KNS107	262
						KMS107	236
107.04	16	8000	15.0	47640		KSS107	277
100.47	17	8000	16.0	46360		KHS107	248
95.48	18	8000	16.8	45340		KAS107	223
						KNS107	266
						KMS107	240
90.70	19	8000	17.7	44350		KSS107	284
82.38	21	8000	19.5	42500		KHS107	255
75.12	23	8000	21	40780		KAS107	230
						KNS107	273
						KMS107	247
66.33	26	8000	24	38540			
57.78	30	8000	28	36150			
45.81	38	7700	34	33110			
41.96	42	7600	36	31990			
37.96	46	7400	39	30980		KSS107	295
32.59	54	7200	44	29260		KHS107	266
29.71	59	7100	48	28210		KAS107	241
22.86	77	6800	60	25480		KNS107	284
19.84	88	6600	67	24210		KMS107	258
16.13	108	6450	80	22120			
14.59	120	6400	88	21110			
10.77	163	5900	110	17480			
8.67	202	5400	125	16750			



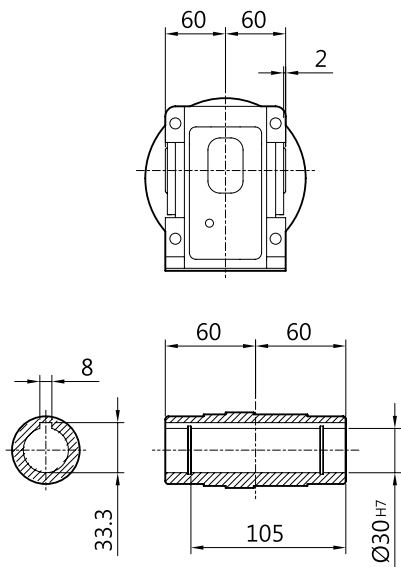
Helical-Bevel Gear Units
Dimension Sheets[mm]

3.5 尺寸表 Dimension Sheets

KSF37



KHF37



For the dimensions concerning the solid input shaft, please refer to the table shown at page 128.

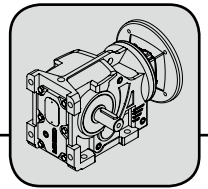
For the dimensions concerning the motor input, please refer to the table shown at page 129.

入力為實心軸之尺寸表・請參閱第 128 頁。

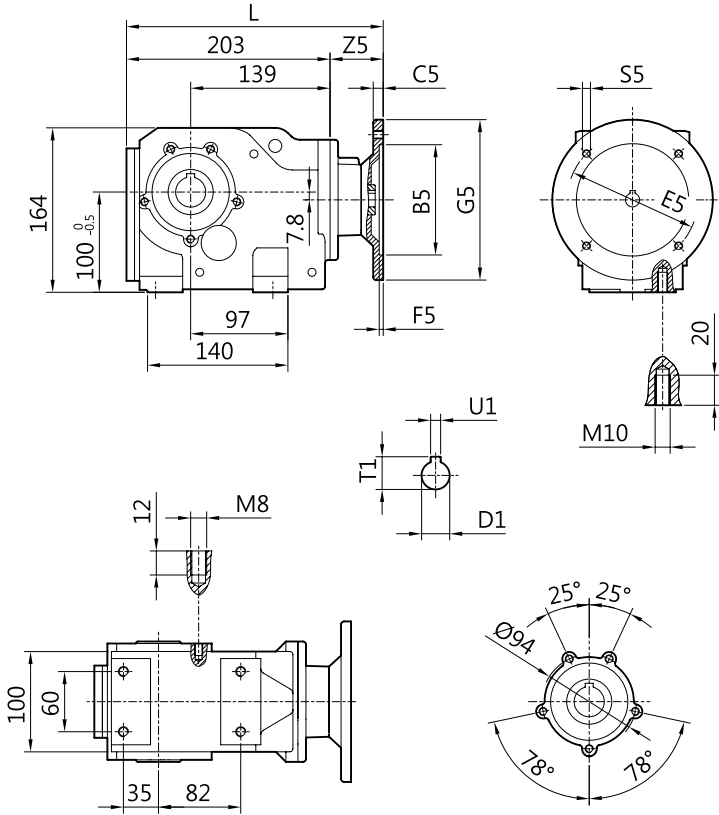
入力為馬達直結型之尺寸表・請參閱第 129 頁。

	B5	C5	E5	F5	G5	L	S5	Z5	D1	T1	U1
IEC 63 *	95	10	115	4	140	255	M8	53	11	12.8	4
IEC 71	110	10	130	4	160	255	M8	53	14	16.3	5
IEC 80	130	12	165	5	200	273	M10	71	19	21.8	6
IEC 90	130	12	165	5	200	273	M10	71	24	27.3	8

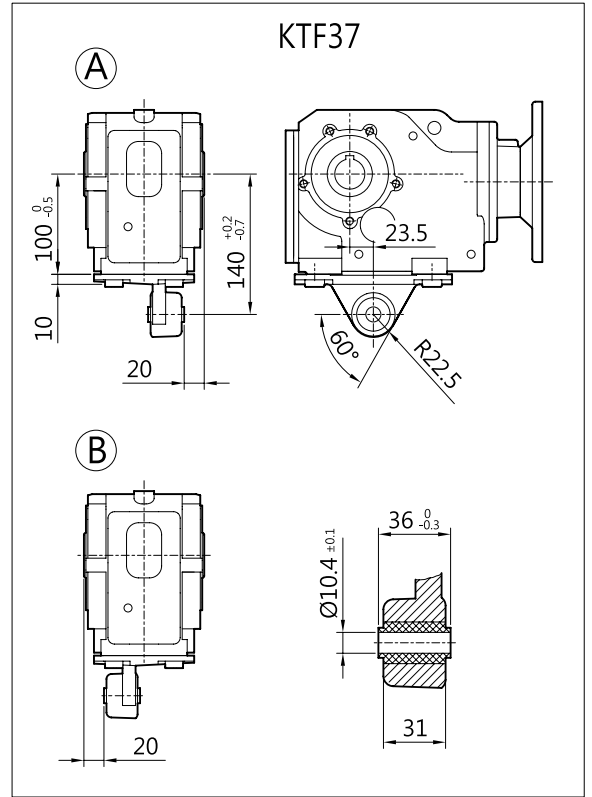
* 台灣東元馬達請參閱第131頁。



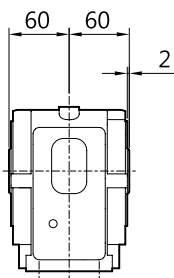
KAF37



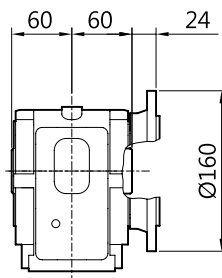
KTF37



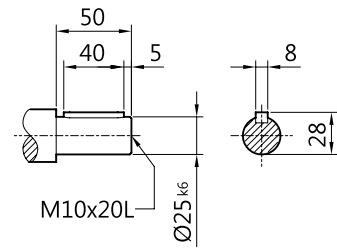
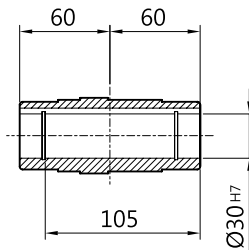
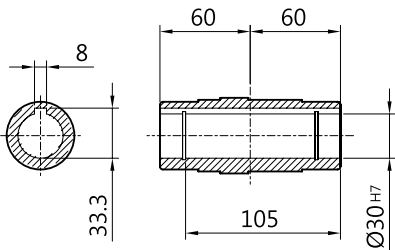
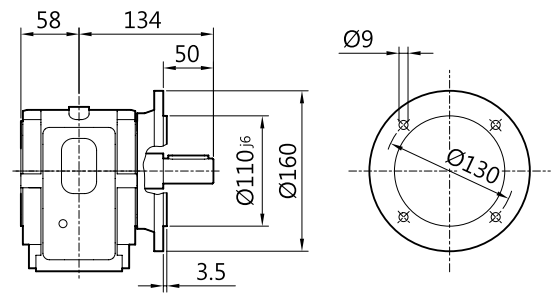
KAF37



KMF37

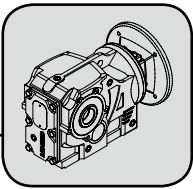


KNF37



	B5	C5	E5	F5	G5	L	S5	Z5	D1	T1	U1
IEC 63 *	95	10	115	4	140	256	M8	53	11	12.8	4
IEC 71	110	10	130	4	160	256	M8	53	14	16.3	5
IEC 80	130	12	165	5	200	274	M10	71	19	21.8	6
IEC 90	130	12	165	5	200	274	M10	71	24	27.3	8

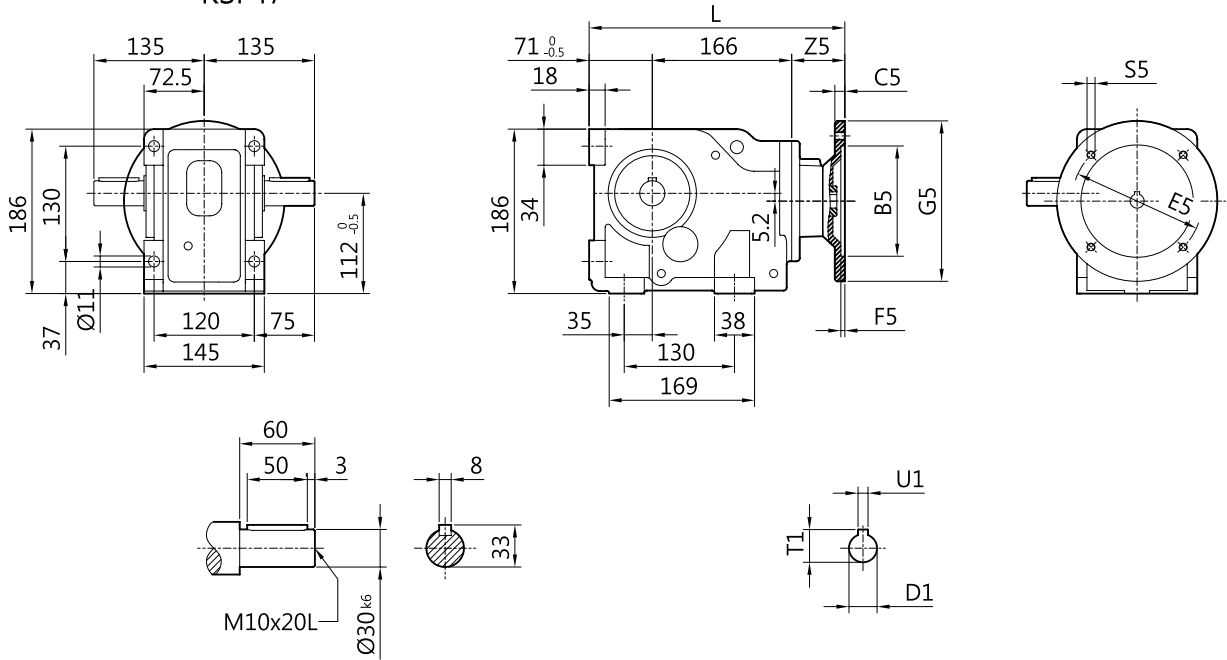
* 台灣東元馬達請參閱第131頁。



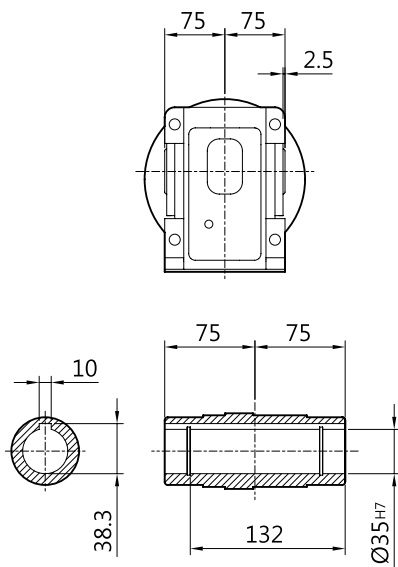
Helical-Bevel Gear Units

Dimension Sheets[mm]

KSF47



KHF47



For the dimensions concerning the solid input shaft, please refer to the table shown at page 128.

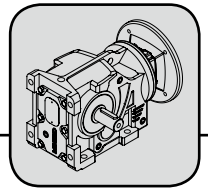
For the dimensions concerning the motor input, please refer to the table shown at page 129.

入力為實心軸之尺寸表・請參閱第 128 頁。

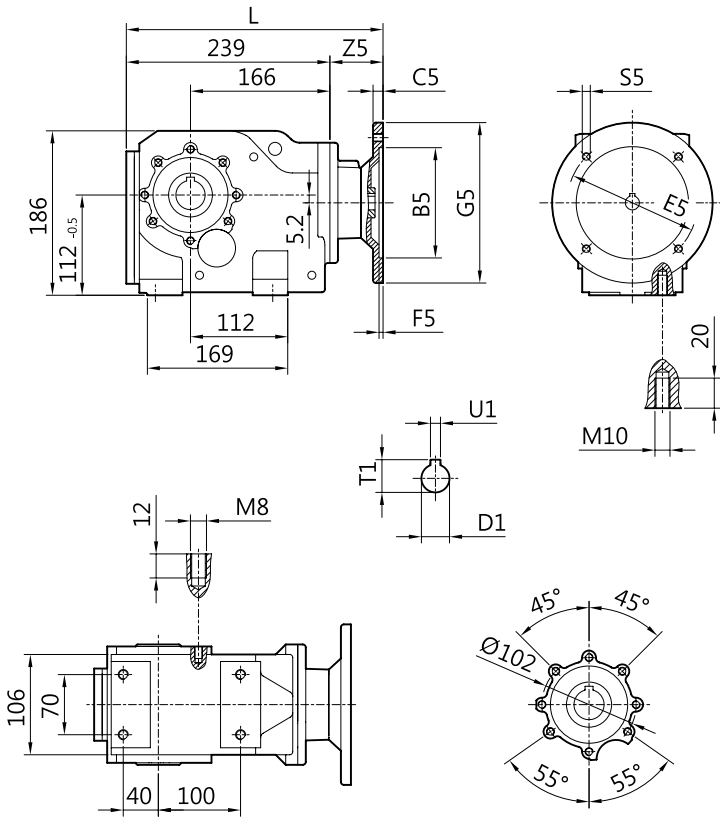
入力為馬達直結型之尺寸表・請參閱第 129 頁。

	B5	C5	E5	F5	G5	L	S5	Z5	D1	T1	U1
IEC 63 *	95	10	115	4	140	285.5	M8	48.5	11	12.8	4
IEC 71	110	10	130	4	160	285.5	M8	48.5	14	16.3	5
IEC 80	130	12	165	5	200	303.5	M10	66.5	19	21.8	6
IEC 90	130	12	165	5	200	303.5	M10	66.5	24	27.3	8
IEC 100	180	15	215	5	250	320	M12	83	28	31.3	8

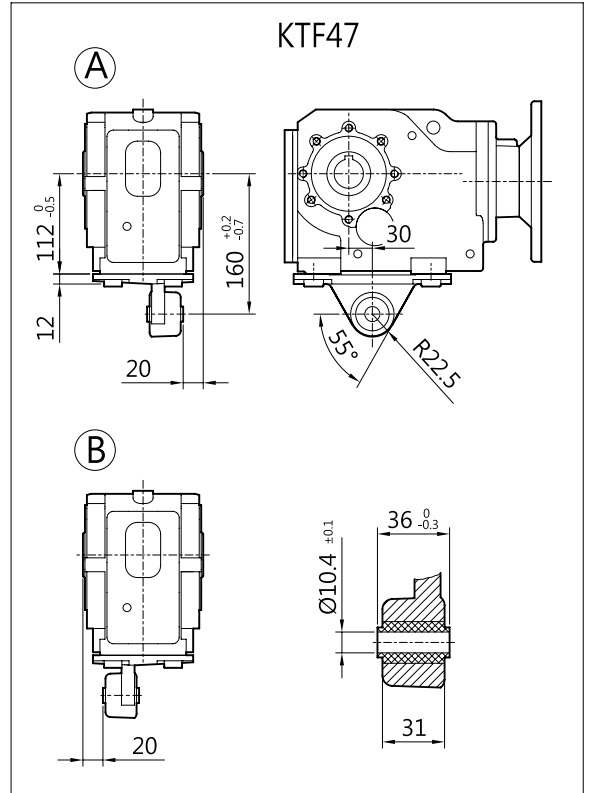
* 台灣東元馬達請參閱第 131 頁。



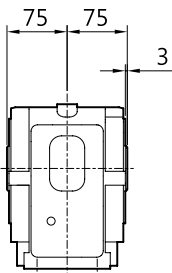
KAF47



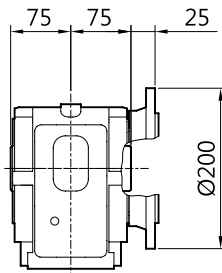
KTF47



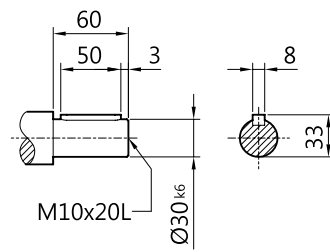
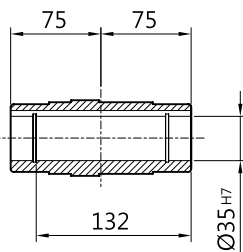
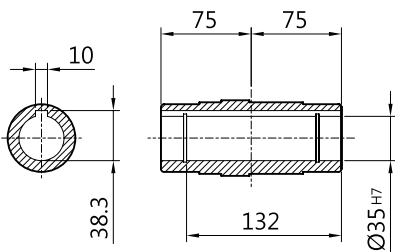
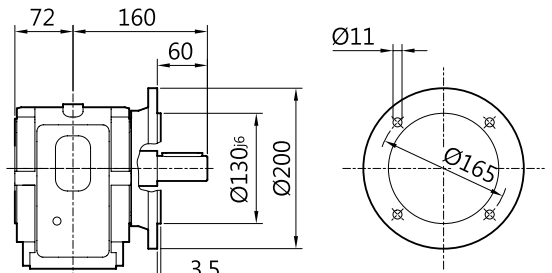
KAF47



KMF47

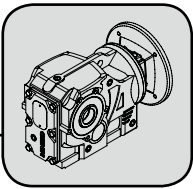


KNF47



	B5	C5	E5	F5	G5	L	S5	Z5	D1	T1	U1
IEC 63 *	95	10	115	4	140	287.5	M8	48.5	11	12.8	4
IEC 71	110	10	130	4	160	287.5	M8	48.5	14	16.3	5
IEC 80	130	12	165	5	200	305.5	M10	66.5	19	21.8	6
IEC 90	130	12	165	5	200	305.5	M10	66.5	24	27.3	8
IEC 100	180	15	215	5	250	323	M12	83	28	31.3	8

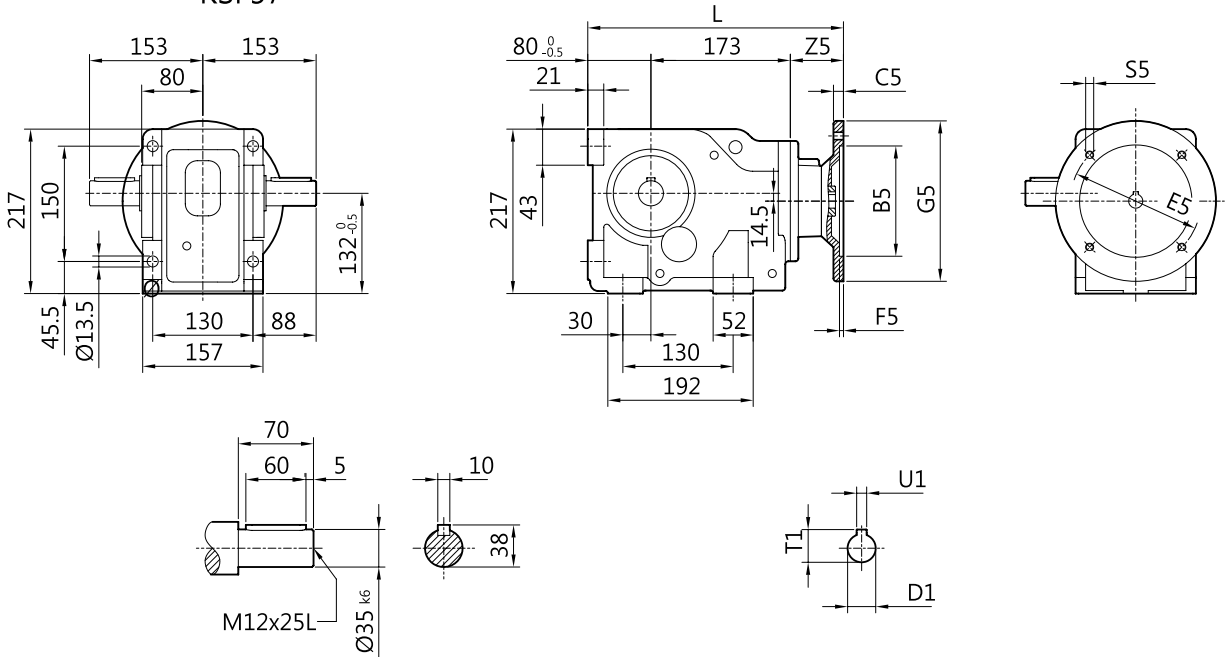
* 台灣東元請參閱第131頁。



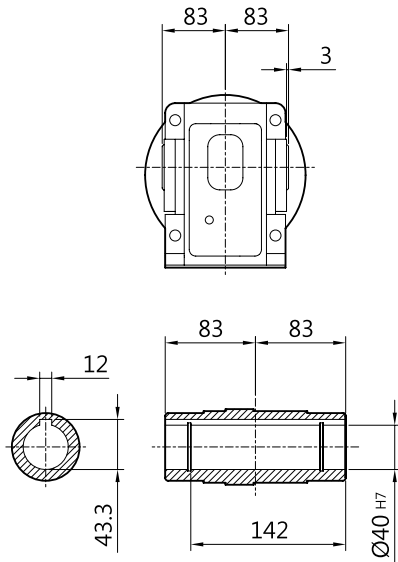
Helical-Bevel Gear Units

Dimension Sheets[mm]

KSF57



KHF57



For the dimensions concerning the solid input shaft, please refer to the table shown at page 128.

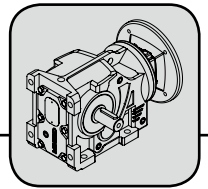
For the dimensions concerning the motor input, please refer to the table shown at page 129.

入力為實心軸之尺寸表，請參閱第128頁。

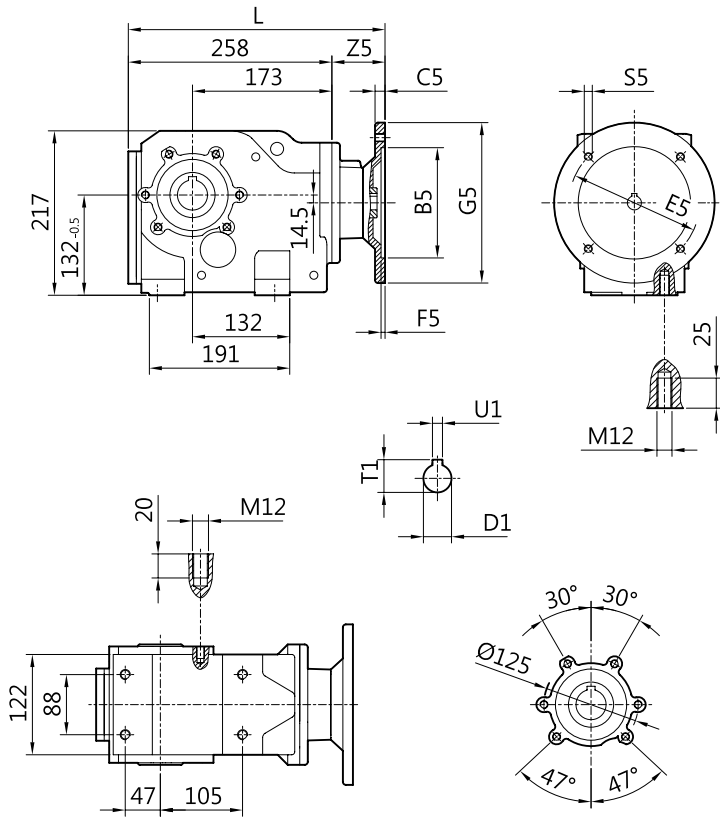
入力為馬達直結型之尺寸表，請參閱第129頁。

	B5	C5	E5	F5	G5	L	S5	Z5	D1	T1	U1
IEC 63 *	95	10	115	4	140	299.5	M8	46.5	11	12.8	4
IEC 71	110	10	130	4	160	299.5	M8	46.5	14	16.3	5
IEC 80	130	12	165	5	200	317.5	M10	64.5	19	21.8	6
IEC 90	130	12	165	5	200	317.5	M10	64.5	24	27.3	8
IEC 100	180	15	215	5	250	334	M12	81	28	31.3	8
IEC 112	180	15	215	5	250	334	M12	81	28	31.3	8

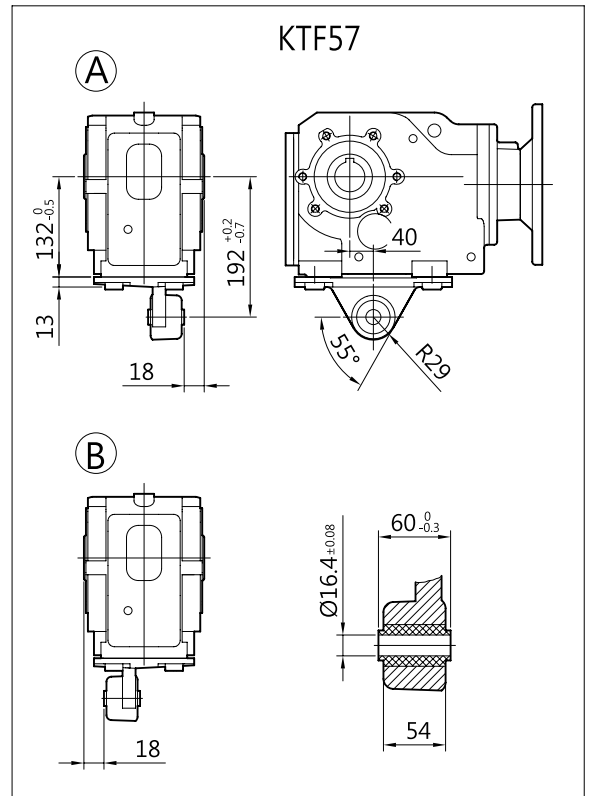
* 台灣東元馬達請參閱第131頁。



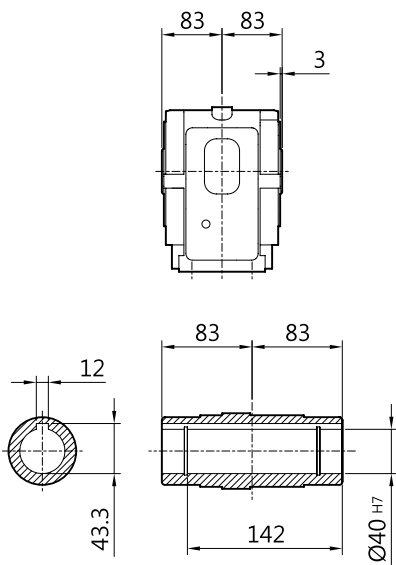
KAF57



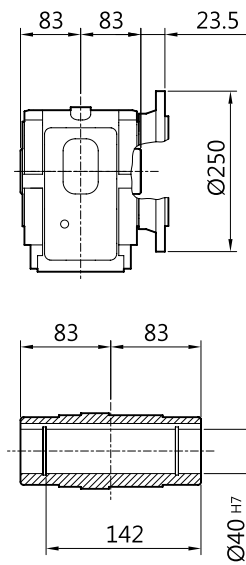
KTF57



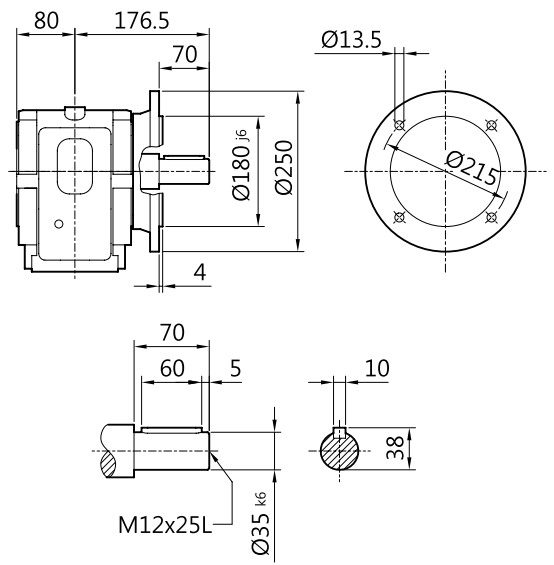
KAF57



KMF57

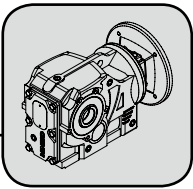


KNF57



	B5	C5	E5	F5	G5	L	S5	Z5	D1	T1	U1
IEC 63 *	95	10	115	4	140	304.5	M8	46.5	11	12.8	4
IEC 71	110	10	130	4	160	304.5	M8	46.5	14	16.3	5
IEC 80	130	12	165	5	200	322.5	M10	64.5	19	21.8	6
IEC 90	130	12	165	5	200	322.5	M10	64.5	24	27.3	8
IEC 100	180	15	215	5	250	339	M12	81	28	31.3	8
IEC 112	180	15	215	5	250	339	M12	81	28	31.3	8

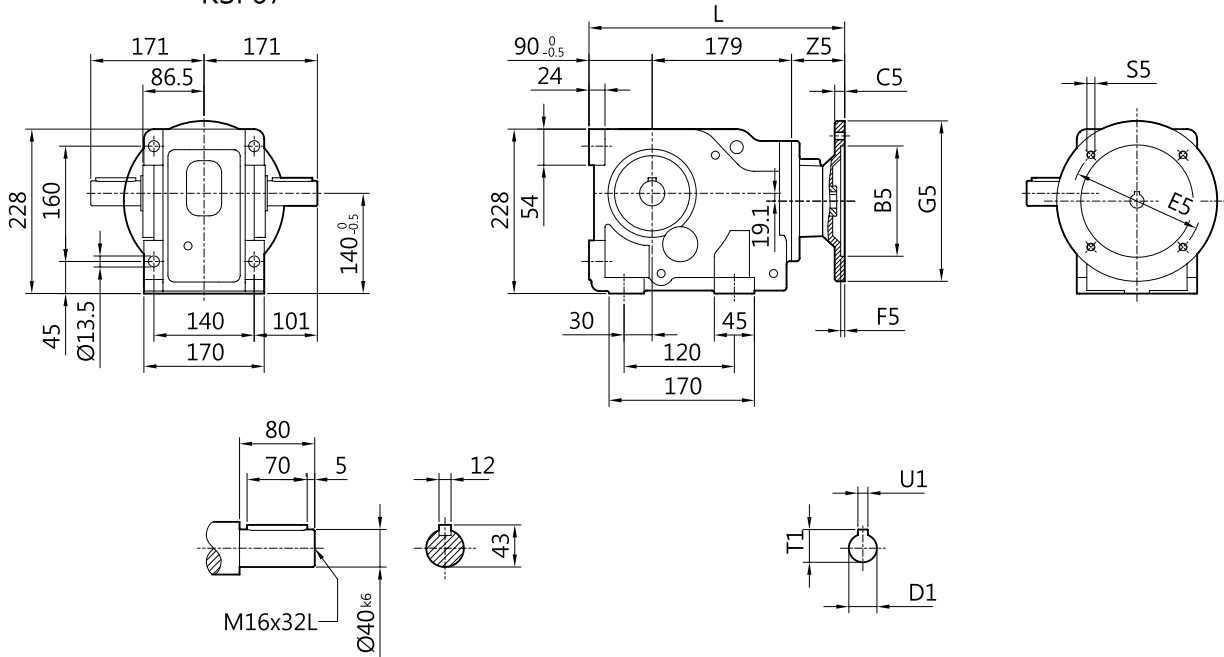
* 台灣東元馬達請參閱第131頁。



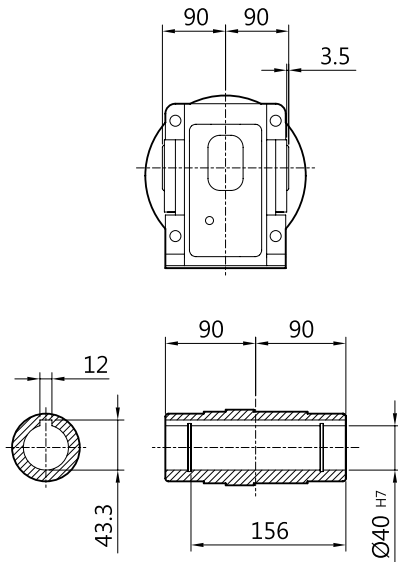
Helical-Bevel Gear Units

Dimension Sheets[mm]

KSF67



KHF67



For the dimensions concerning the solid input shaft, please refer to the table shown at page 128.

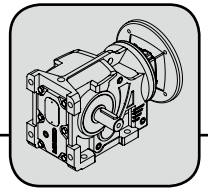
For the dimensions concerning the motor input, please refer to the table shown at page 129.

入力為實心軸之尺寸表・請參閱第128頁。

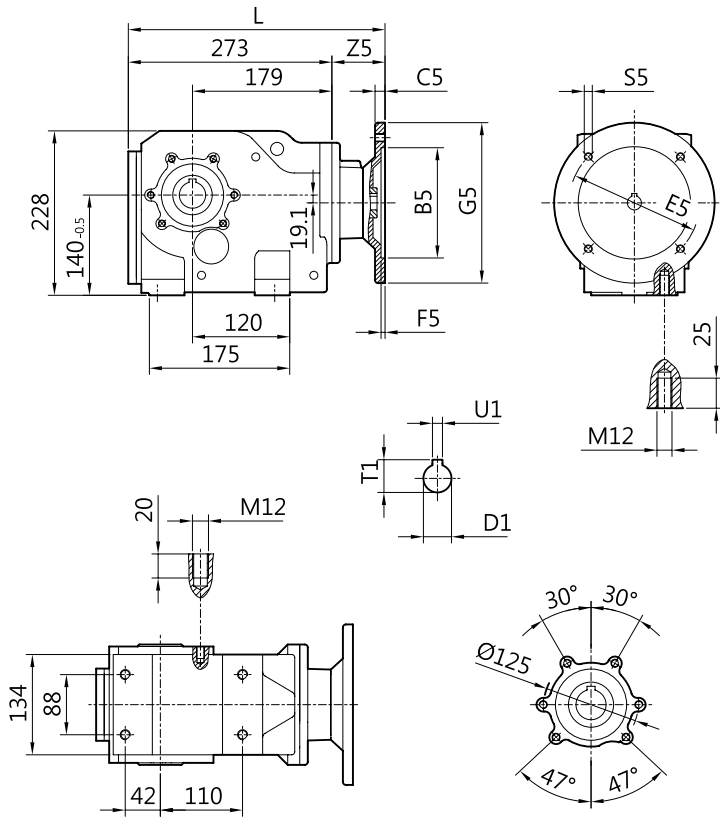
入力為馬達直結型之尺寸表・請參閱第129頁。

	B5	C5	E5	F5	G5	L	S5	Z5	D1	T1	U1
IEC 63 *	95	10	115	4	140	315.5	M8	46.5	11	12.8	4
IEC 71	110	10	130	4	160	315.5	M8	46.5	14	16.3	5
IEC 80	130	12	165	5	200	333.5	M10	64.5	19	21.8	6
IEC 90	130	12	165	5	200	333.5	M10	64.5	24	27.3	8
IEC 100	180	15	215	5	250	350	M12	81	28	31.3	8
IEC 112	180	15	215	5	250	350	M12	81	28	31.3	8

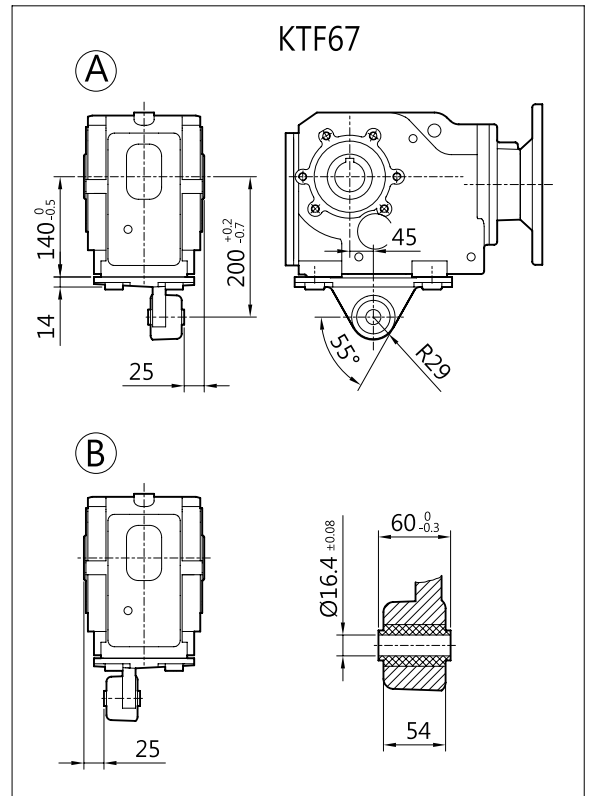
* 台灣東元馬達請參閱第 131 頁。



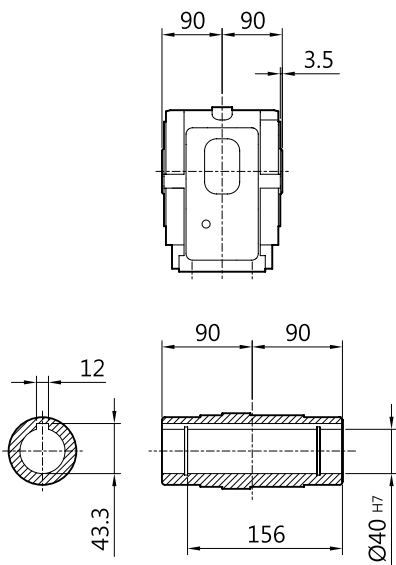
KAF67



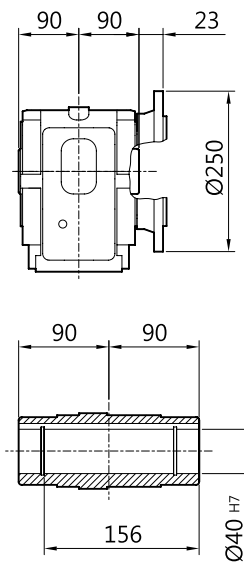
KTF67



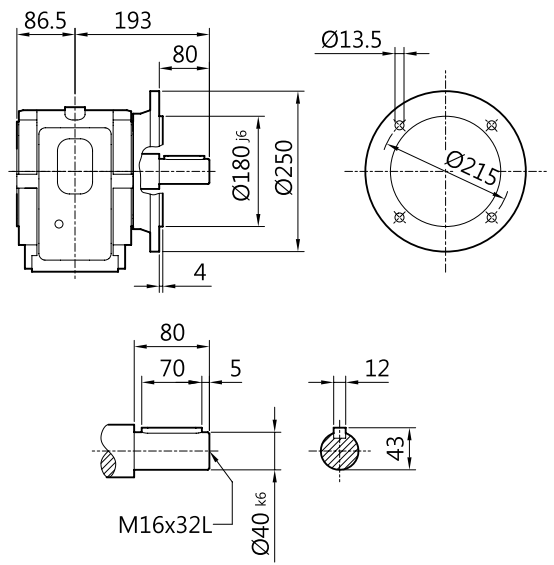
KAF67



KMF67

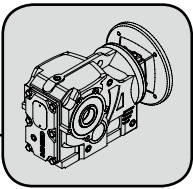


KNF67



	B5	C5	E5	F5	G5	L	S5	Z5	D1	T1	U1
IEC 63 *	95	10	115	4	140	319.5	M8	46.5	11	12.8	4
IEC 71	110	10	130	4	160	319.5	M8	46.5	14	16.3	5
IEC 80	130	12	165	5	200	337.5	M10	64.5	19	21.8	6
IEC 90	130	12	165	5	200	337.5	M10	64.5	24	27.3	8
IEC 100	180	15	215	5	250	354	M12	81	28	31.3	8
IEC 112	180	15	215	5	250	354	M12	81	28	31.3	8

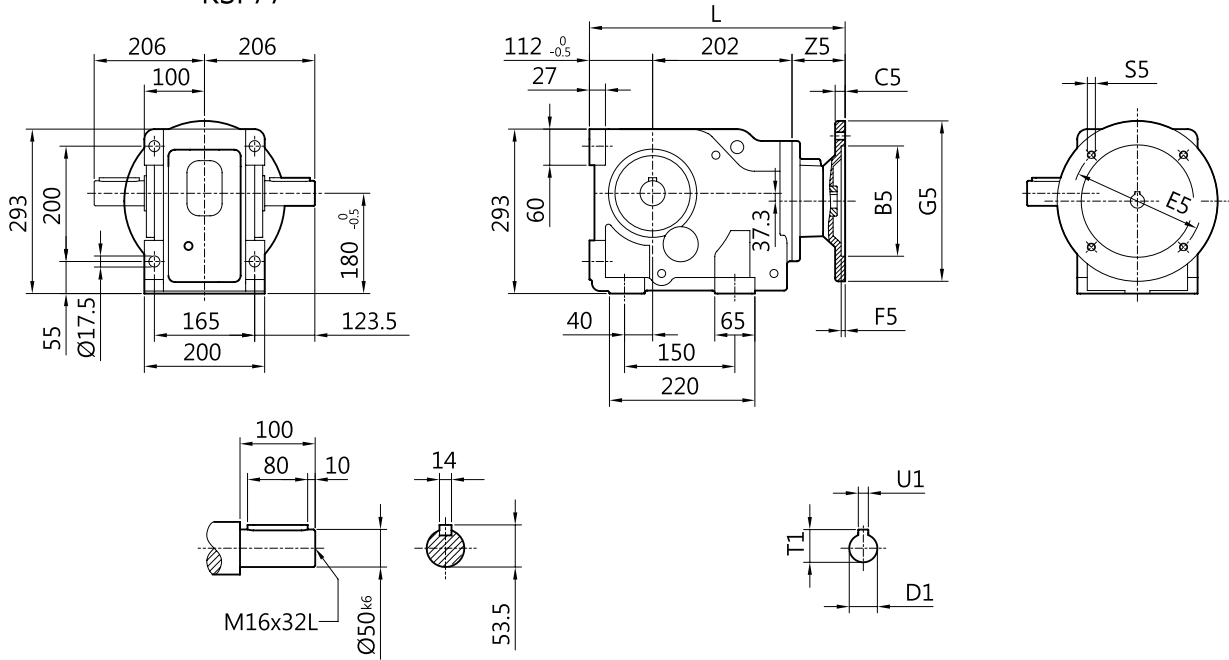
* 台灣東元馬達請參閱第131頁。



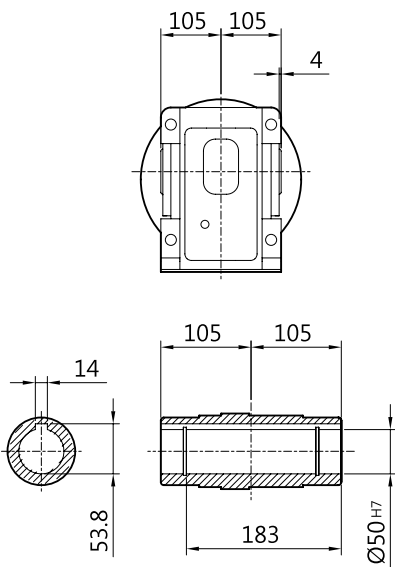
Helical-Bevel Gear Units

Dimension Sheets[mm]

KSF77



KHF77



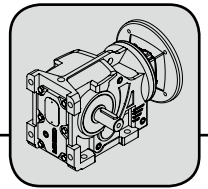
For the dimensions concerning the solid input shaft, please refer to the table shown at page 128.

For the dimensions concerning the motor input, please refer to the table shown at page 129.

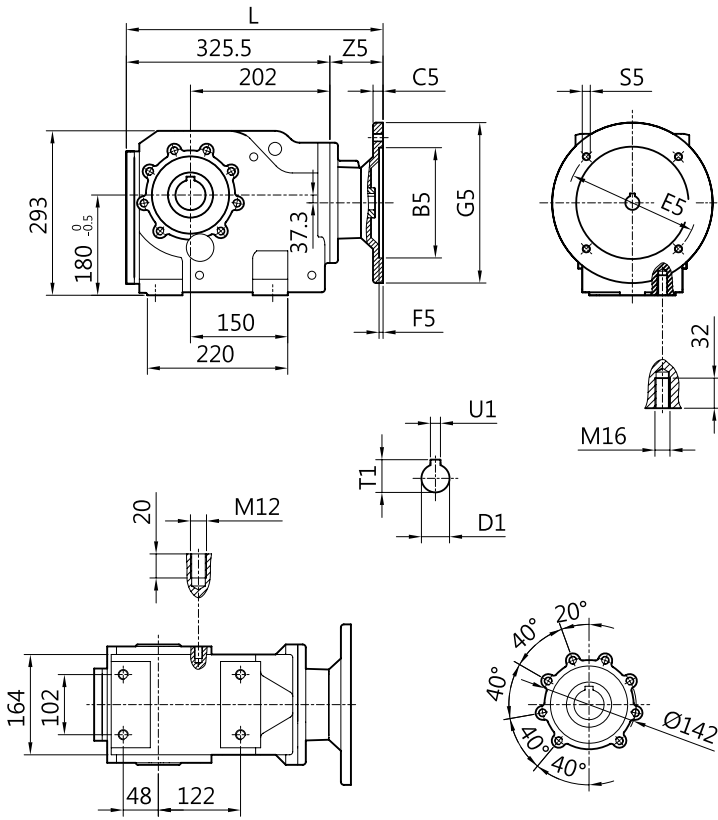
入力為實心軸之尺寸表・請參閱第128頁。

入力為馬達直結型之尺寸表・請參閱第129頁。

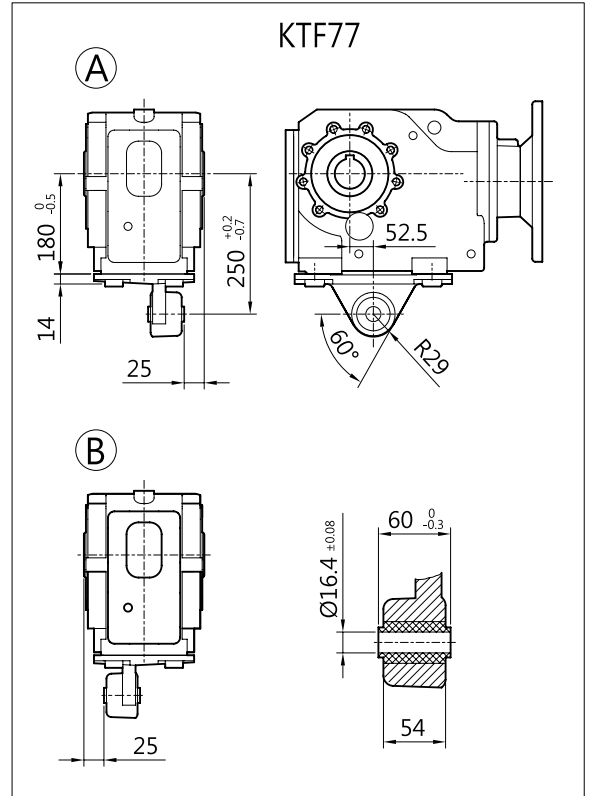
	B5	C5	E5	F5	G5	L	S5	Z5	D1	T1	U1
IEC 80	130	12	165	5	200	373	M10	59	19	21.8	6
IEC 90	130	12	165	5	200	373	M10	59	24	27.3	8
IEC 100	180	15	215	5	250	389.5	M12	75.5	28	31.3	8
IEC 112	180	15	215	5	250	389.5	M12	75.5	28	31.3	8
IEC 132	230	16	265	6	300	438	M12	124	38	41.3	10



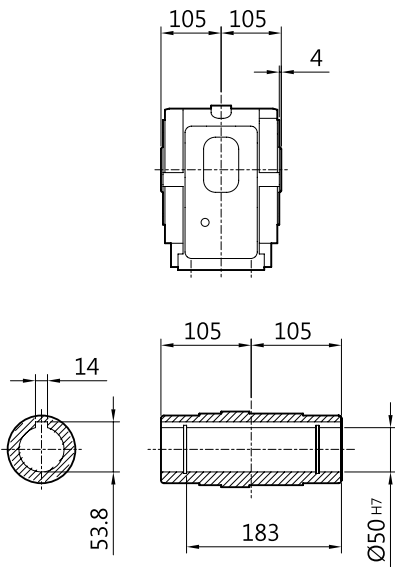
KAF77



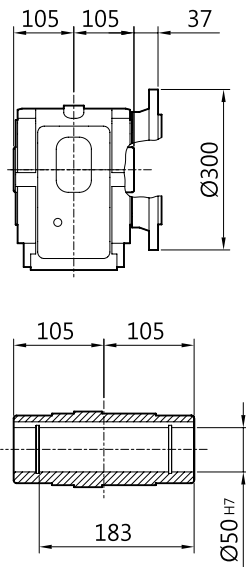
KTF77



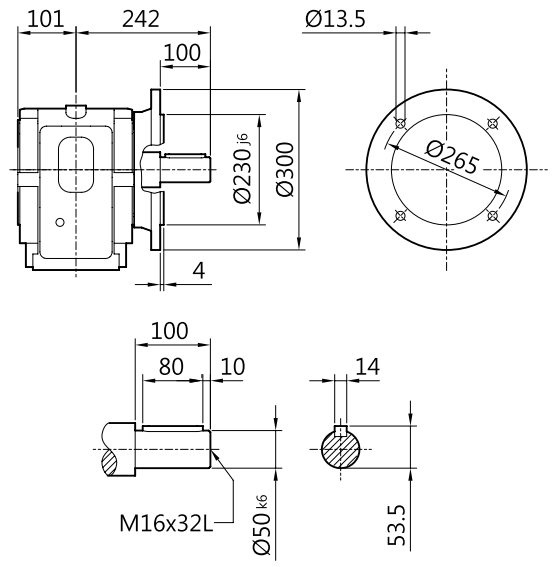
KAF77



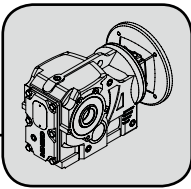
KMF77



KNF77



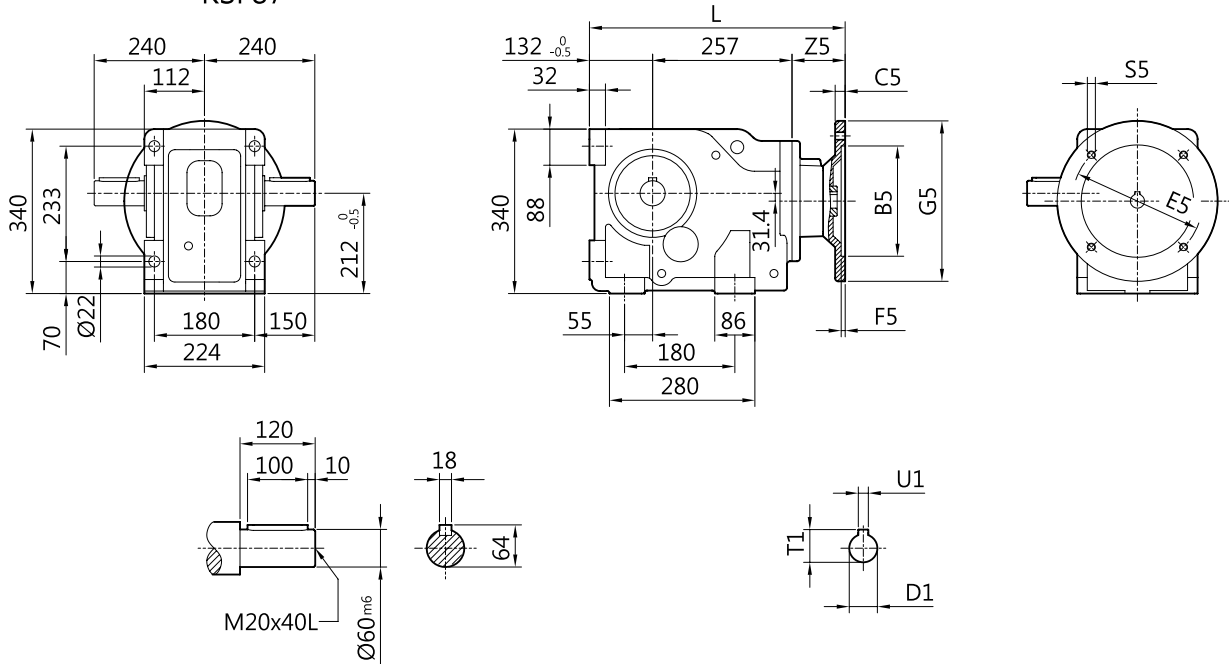
	B5	C5	E5	F5	G5	L	S5	Z5	D1	T1	U1
IEC 80	130	12	165	5	200	384.5	M10	59	19	21.8	6
IEC 90	130	12	165	5	200	384.5	M10	59	24	27.3	8
IEC 100	180	15	215	5	250	401	M12	75.5	28	31.3	8
IEC 112	180	15	215	5	250	401	M12	75.5	28	31.3	8
IEC 132	230	16	265	6	300	449.5	M12	124	38	41.3	10



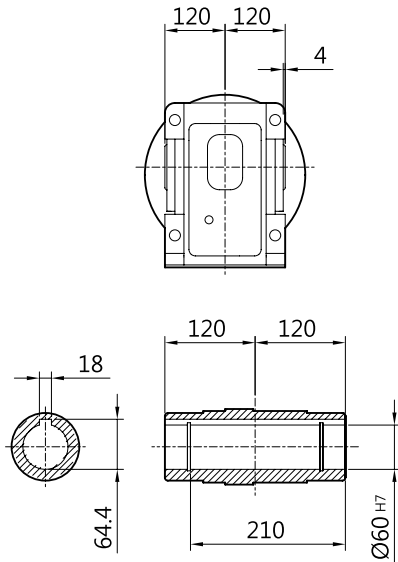
Helical-Bevel Gear Units

Dimension Sheets[mm]

KSF87



KHF87



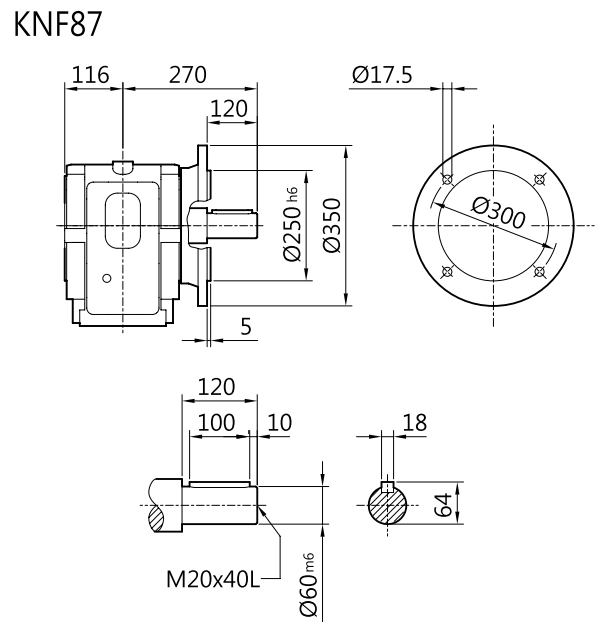
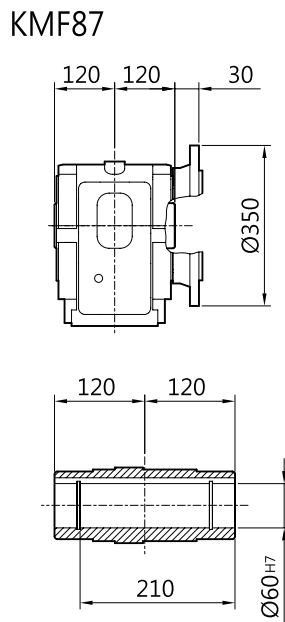
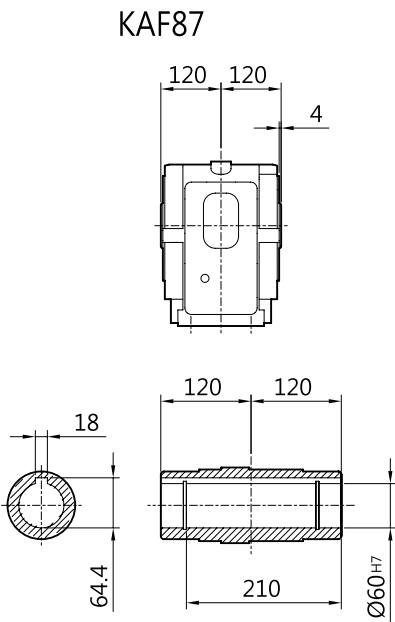
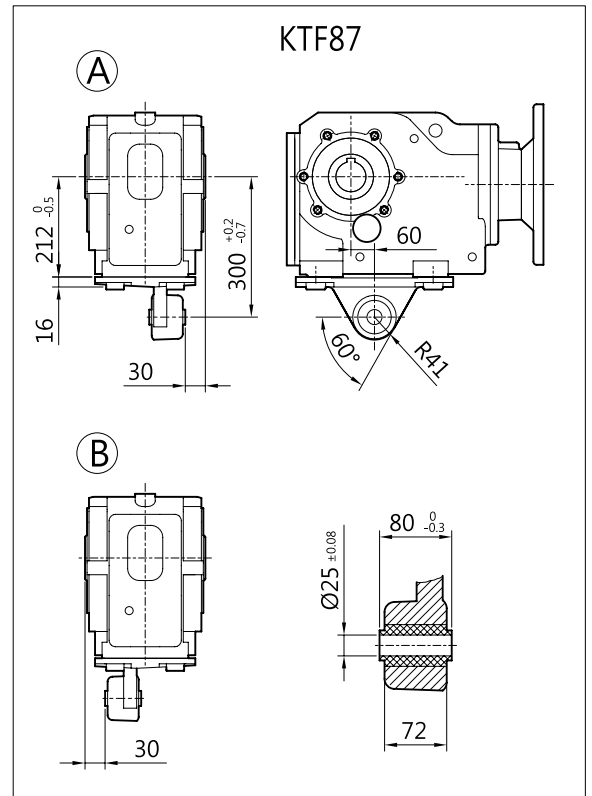
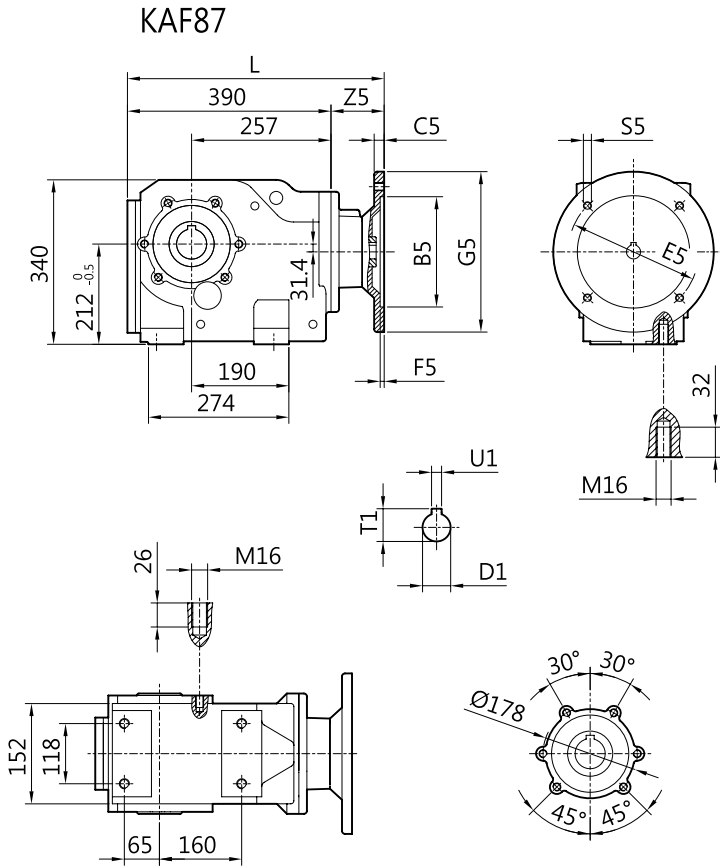
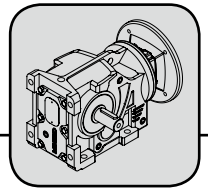
For the dimensions concerning the solid input shaft, please refer to the table shown at page 128.

For the dimensions concerning the motor input, please refer to the table shown at page 129.

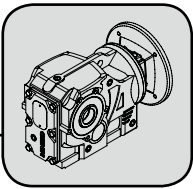
入力為實心軸之尺寸表・請參閱第128頁。

入力為馬達直結型之尺寸表・請參閱第129頁。

	B5	C5	E5	F5	G5	L	S5	Z5	D1	T1	U1
IEC 80	130	12	165	5	200	438.5	M10	49.5	19	21.8	6
IEC 90	130	12	165	5	200	438.5	M10	49.5	24	27.3	8
IEC 100	180	15	215	5	250	455	M12	66	28	31.3	8
IEC 112	180	15	215	5	250	455	M12	66	28	31.3	8
IEC 132	230	16	265	6	300	503.5	M12	114.5	38	41.3	10
IEC 160	250	20	300	6	350	539.5	M16	150.5	42	45.3	12



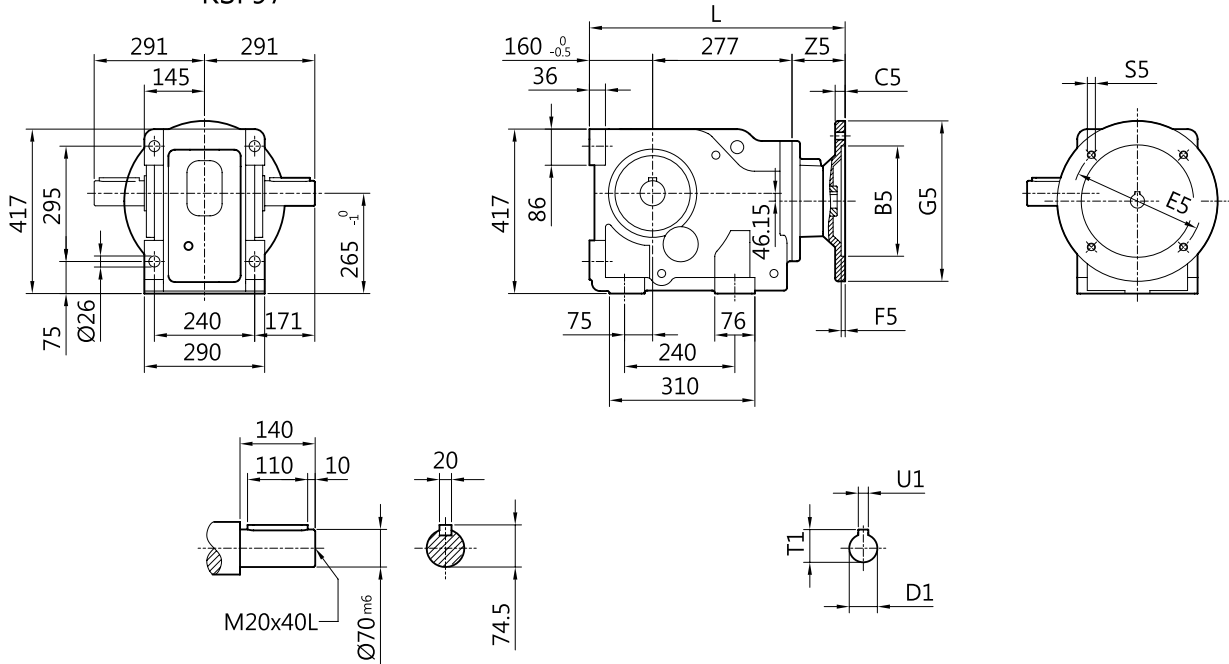
	B5	C5	E5	F5	G5	L	S5	Z5	D1	T1	U1
IEC 80	130	12	165	5	200	439.5	M10	49.5	19	21.8	6
IEC 90	130	12	165	5	200	439.5	M10	49.5	24	27.3	8
IEC 100	180	15	215	5	250	456	M12	66	28	31.3	8
IEC 112	180	15	215	5	250	456	M12	66	28	31.3	8
IEC 132	230	16	265	6	300	504.5	M12	114.5	38	41.3	10
IEC 160	250	20	300	6	350	540.5	M16	150.5	42	45.3	12



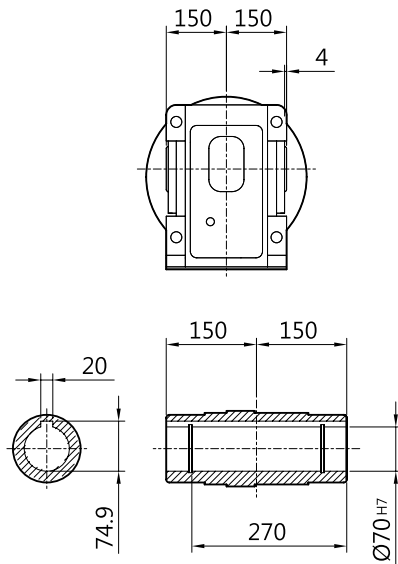
Helical-Bevel Gear Units

Dimension Sheets[mm]

KSF97



KHF97



For the dimensions concerning the solid input shaft, please refer to the table shown at page 128.

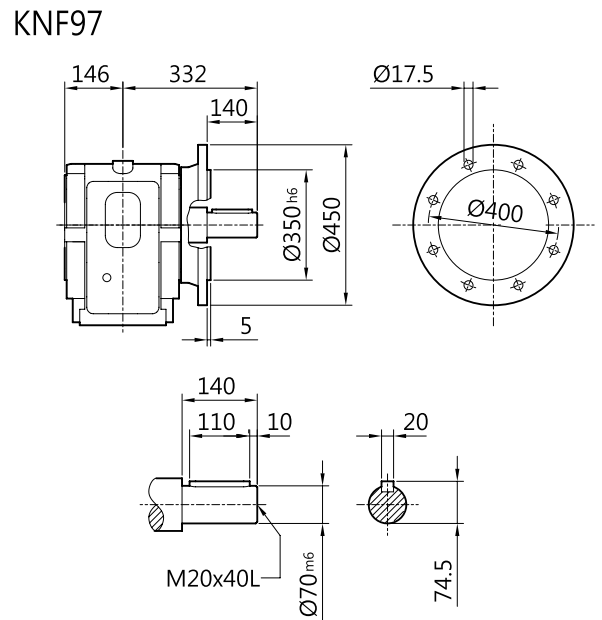
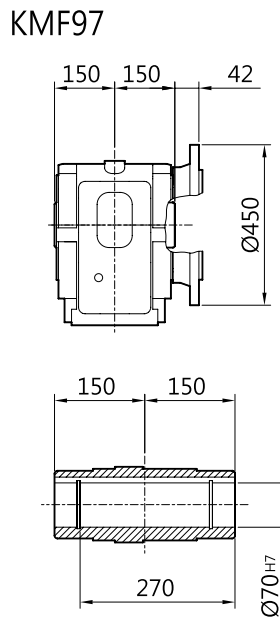
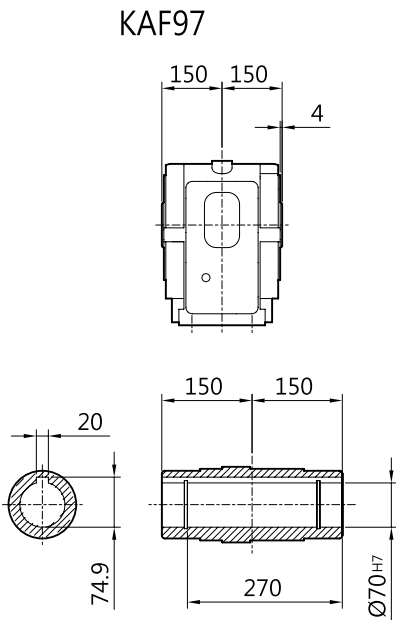
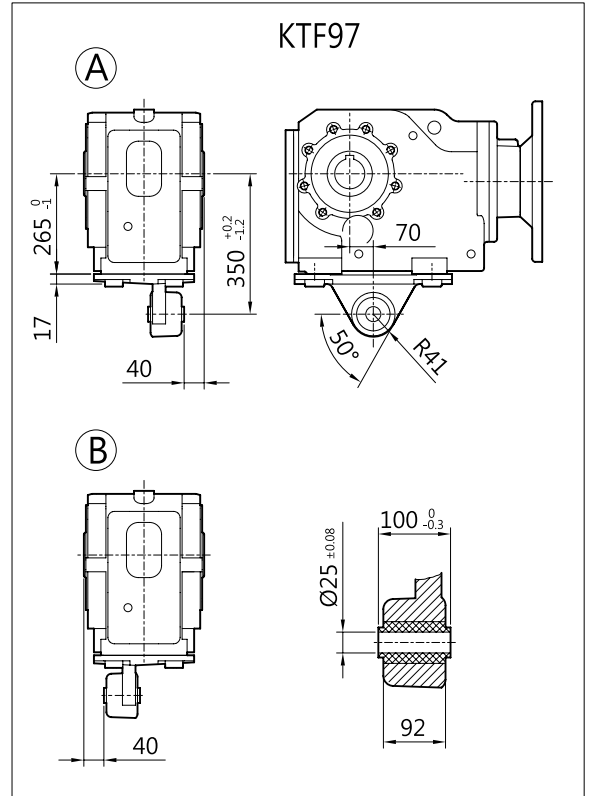
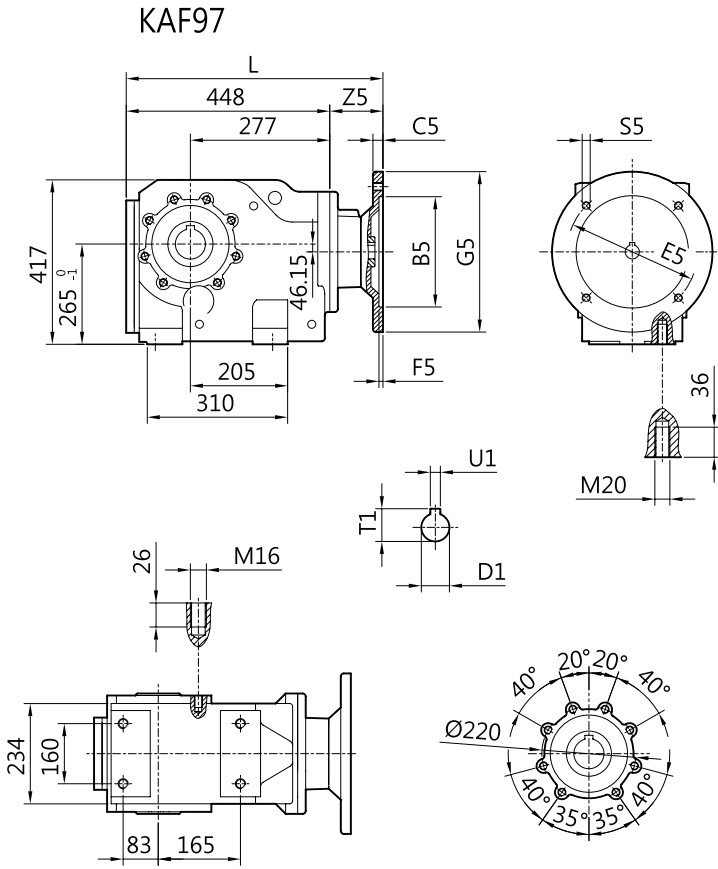
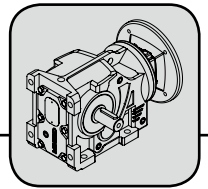
For the dimensions concerning the motor input, please refer to the table shown at page 129.

入力為實心軸之尺寸表・請參閱第128頁。

入力為馬達直結型之尺寸表・請參閱第129頁。

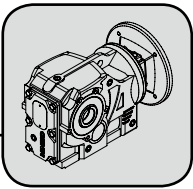
	B5	C5	E5	F5	G5	L	S5	Z5	D1	T1	U1
IEC 100	180	15	215	5	250	499	M12	62	28	31.3	8
IEC 112	180	15	215	5	250	499	M12	62	28	31.3	8
IEC 132	230	16	265	6	300	543.5	M12	106.5	38	41.3	10
IEC 160	250	20	300	6	350	579.5	M16	142.5	42	45.3	12
IEC 180*	250	20	300	6	350	588.5	M16	151.5	48	51.8	14

* 台灣東元馬達請參閱第131頁。



	B5	C5	E5	F5	G5	L	S5	Z5	D1	T1	U1
IEC 100	180	15	215	5	250	510	M12	62	28	31.3	8
IEC 112	180	15	215	5	250	510	M12	62	28	31.3	8
IEC 132	230	16	265	6	300	554.5	M12	106.5	38	41.3	10
IEC 160	250	20	300	6	350	590.5	M16	142.5	42	45.3	12
IEC 180 *	250	20	300	6	350	599.5	M16	151.5	48	51.8	14

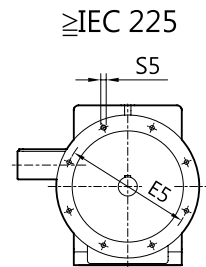
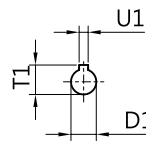
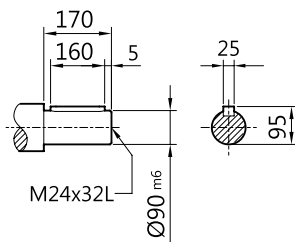
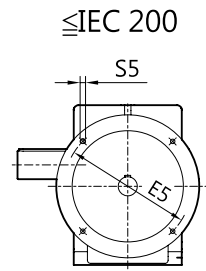
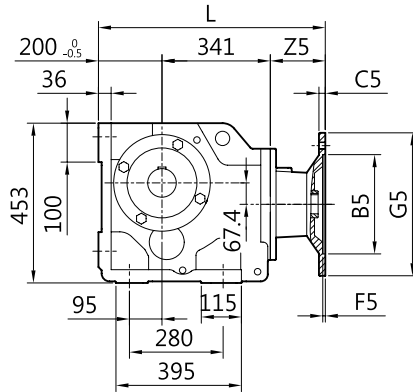
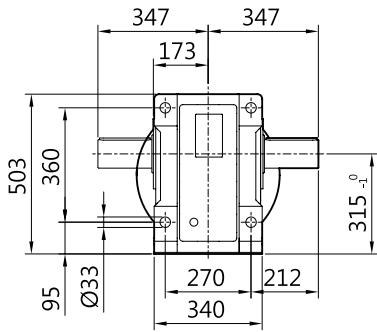
* 台灣東元馬達請參閱第131頁。



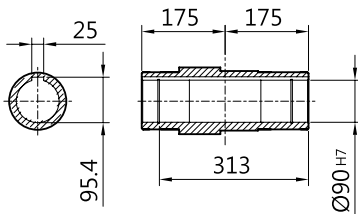
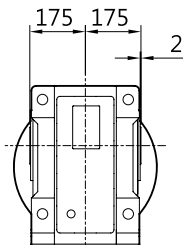
Helical-Bevel Gear Units

Dimension Sheets[mm]

KSF107



KHF107



For the dimensions concerning the solid input shaft, please refer to the table shown at page 128.

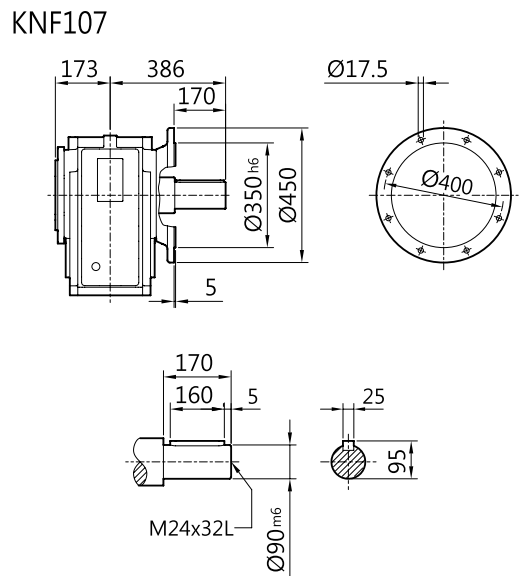
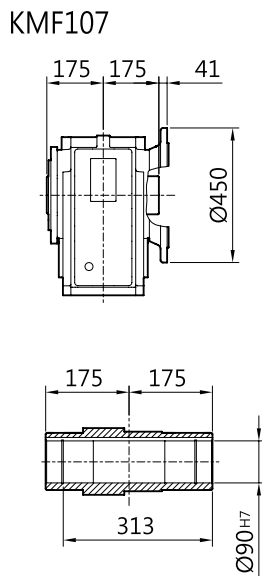
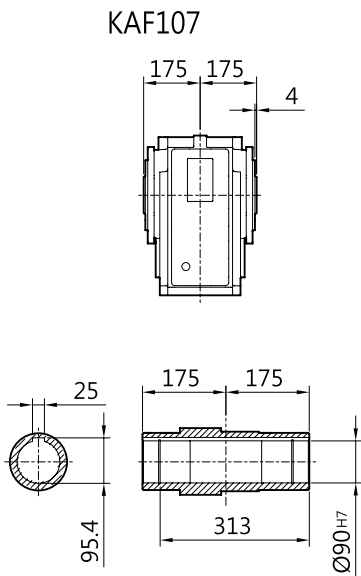
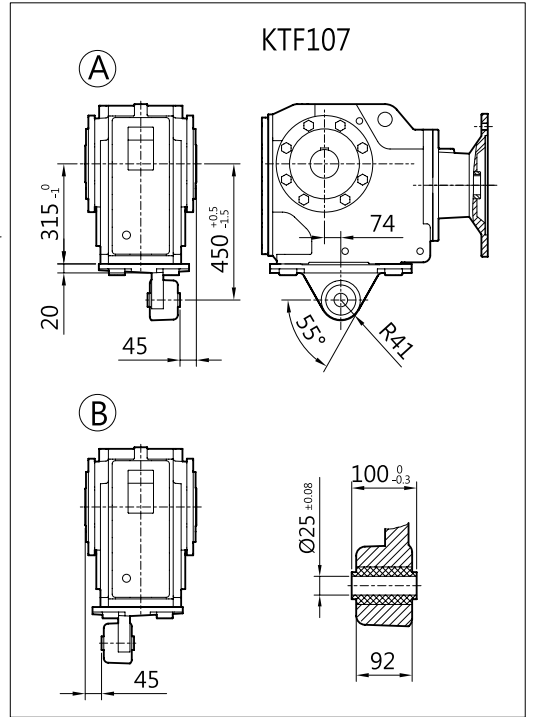
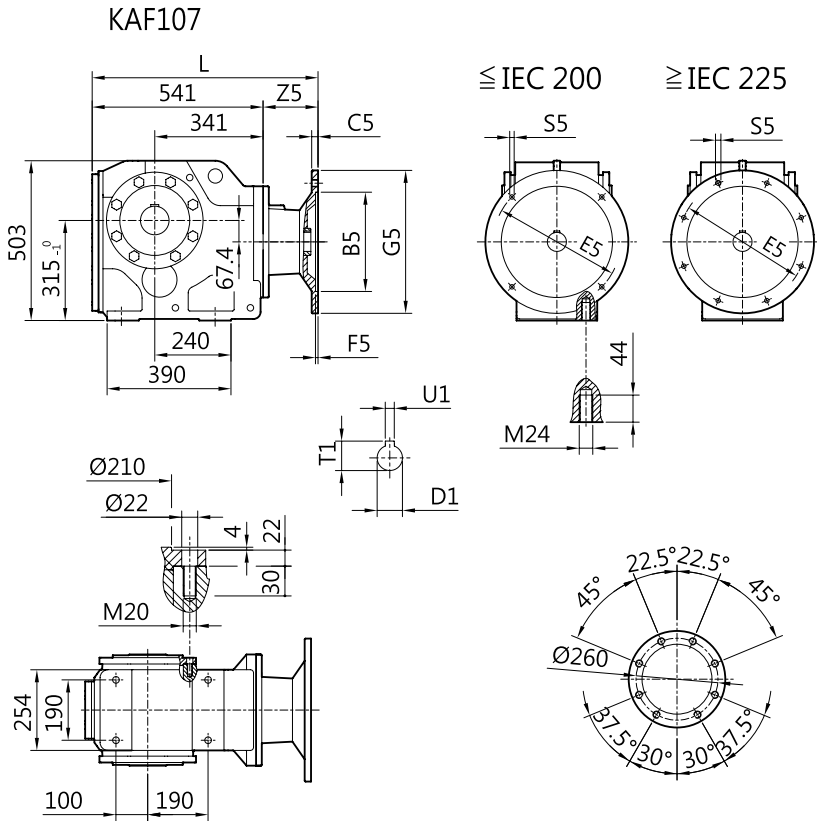
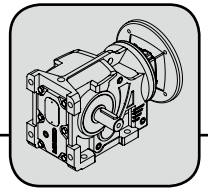
For the dimensions concerning the motor input, please refer to the table shown at page 129.

入力為實心軸之尺寸表・請參閱第128頁。

入力為馬達直結型之尺寸表・請參閱第129頁。

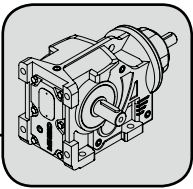
	B5	C5	E5	F5	G5	L	S5	Z5	D1	T1	U1
IEC 100	180	15	215	5	250	603	M12	62	28	31.3	8
IEC 112	180	15	215	5	250	603	M12	62	28	31.3	8
IEC 132	230	16	265	6	300	638	M12	97	38	41.3	10
IEC 160	250	20	300	6	350	674	M16	133	42	45.3	12
IEC 180 *	250	20	300	6	350	683	M16	142	48	51.8	14
IEC 200 *	300	20	350	6	400	683	M16	142	55	59.3	16
IEC 225 *	350	20	400	6	450	714	M16	173	60	64.4	18

* 台灣東元馬達請參閱第131頁。



	B5	C5	E5	F5	G5	L	S5	Z5	D1	T1	U1
IEC 100	180	15	215	5	250	603	M12	62	28	31.3	8
IEC 112	180	15	215	5	250	603	M12	62	28	31.3	8
IEC 132	230	16	265	6	300	638	M12	97	38	41.3	10
IEC 160	250	20	300	6	350	674	M16	133	42	45.3	12
IEC 180 *	250	20	300	6	350	683	M16	142	48	51.8	14
IEC 200 *	300	20	350	6	400	683	M16	142	55	59.3	16
IEC 225 *	350	20	400	6	450	714	M16	173	60	64.4	18

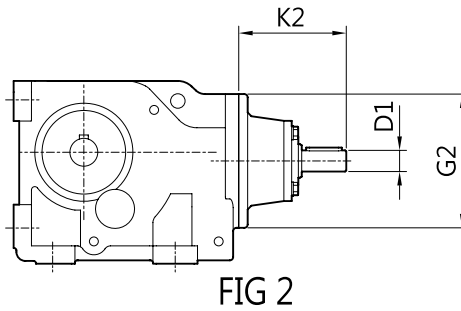
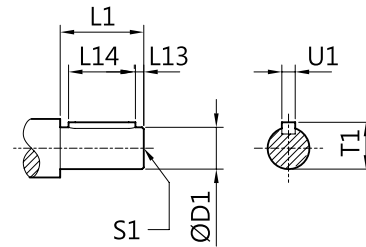
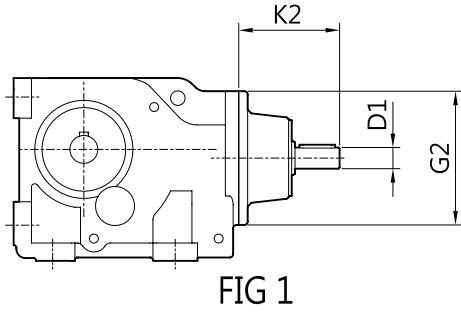
* 台灣東元馬達請參閱第131頁。



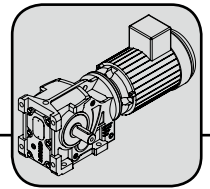
Helical-Bevel Gear Units
Dimension Sheets[mm]

實心入力
Solid Input Shaft

K..S

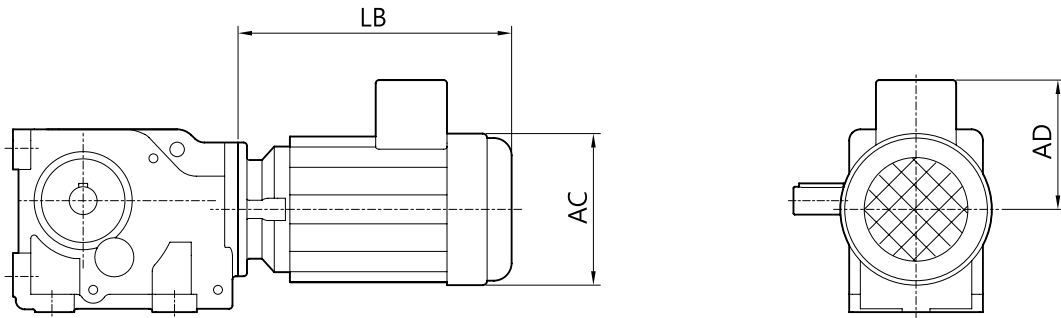


	D1	L1	L13	L14	T1	U1	S1	K2	G2	FIG
K..37	16 _{k6}	40	4	32	18	5	M5*10L	88	120	1
	19 _{k6}	40	4	32	21.5	6	M6*12L	90.5	120	1
K..47	16 _{k6}	40	4	32	18	5	M5*10L	83.5	160	1
	19 _{k6}	40	4	32	21.5	6	M6*12L	86	160	1
K..57	19 _{k6}	40	4	32	21.5	6	M6*12L	95	160	2
	24 _{k6}	50	5	40	27	8	M8*16L	119.5	160	2
K..67	19 _{k6}	40	4	32	21.5	6	M6*12L	95	160	2
	24 _{k6}	50	5	40	27	8	M8*16L	119.5	160	2
K..77	19 _{k6}	40	4	32	21.5	6	M6*12L	89.5	200	2
	19 _{k6}	40	4	32	21.5	6	M6*12L	106	200	2
	24 _{k6}	50	5	40	27	8	M8*16L	114	200	2
	38 _{k6}	80	5	70	41	10	M12*24L	177	200	2
K..87	19 _{k6}	40	4	32	21.5	6	M6*12L	95.5	250	2
	28 _{k6}	60	5	50	31	8	M8*16L	114.5	250	2
	38 _{k6}	80	5	70	41	10	M12*24L	167.5	250	2
	42 _{k6}	110	10	70	45	12	M16*32L	240.5	250	2
K..97	28 _{k6}	60	5	50	31	8	M8*16L	110.5	300	2
	38 _{k6}	80	5	70	41	10	M12*24L	159.5	300	2
	42 _{k6}	110	10	70	45	12	M16*32L	232.5	300	2
	48 _{k6}	110	10	80	51.5	14	M16*32L	237.5	300	2
K..107	28 _{k6}	60	5	50	31	8	M8*16L	110.5	350	2
	38 _{k6}	80	5	70	41	10	M12*24L	150	350	2
	42 _{k6}	110	10	70	45	12	M16*32L	223	350	2
	48 _{k6}	110	10	80	51.5	14	M16*32L	228	350	2



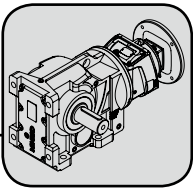
馬達入力
Couple With Motor

K..M



	MOTOR	AC	AD	LB
K..37	63	120	108	231.5
	71	136	116	247.5
	80	160	127	309
	90	176	139	354.5
K..47	63	120	108	227
	71	136	116	243
	80	160	127	304.5
	90	176	139	350
K..57	100	198	149	398
	63	120	108	225
	71	136	116	241
	80	160	127	302.5
	90	176	139	348
	100	198	149	396
K..67	112	220	167	408
	63	120	108	225
	71	136	116	241
	80	160	127	302.5
	90	176	139	348
	100	198	149	396
K..77	112	220	167	408
	80	160	127	297
	90	176	139	342.5
	100	198	149	390.5
	132S	258	184.5	441

	MOTOR	AC	AD	LB
K..87	80	160	127	287.5
	90	176	139	333
	100	198	149	381
	112	220	167	393
	132S	258	184.5	431.5
	132M	258	184.5	469.5
K..97	160M	343	263	550
	100	198	149	377
	112	220	167	389
	132S	258	184.5	423.5
	132M	258	184.5	461.5
	160M	334	263	542
K..107	160L	334	286	586
	180MC	382	305	607.5
	100	198	149	369
	112	220	167	381
	132S	258	184.5	414
	132M	258	184.5	452
	160M	334	263	532.5
	160L	334	286	576.5
	180MC	382	305	598
	180LC	382	305	636
200LC	458	362	713	



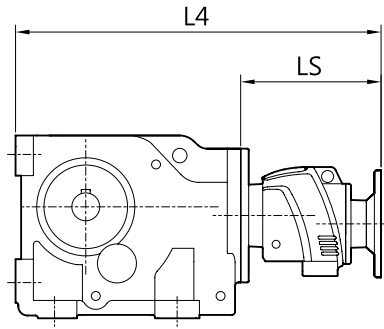
Helical-Bevel Gear Units

Dimension Sheets[mm]

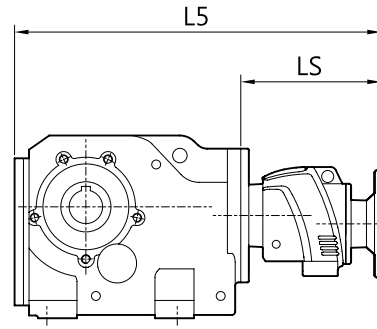
雙連體多段

Multi-Staged Gear Unit

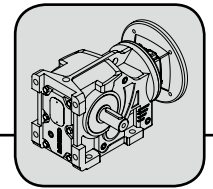
KSF/KHF



KAF/KMF/KNF

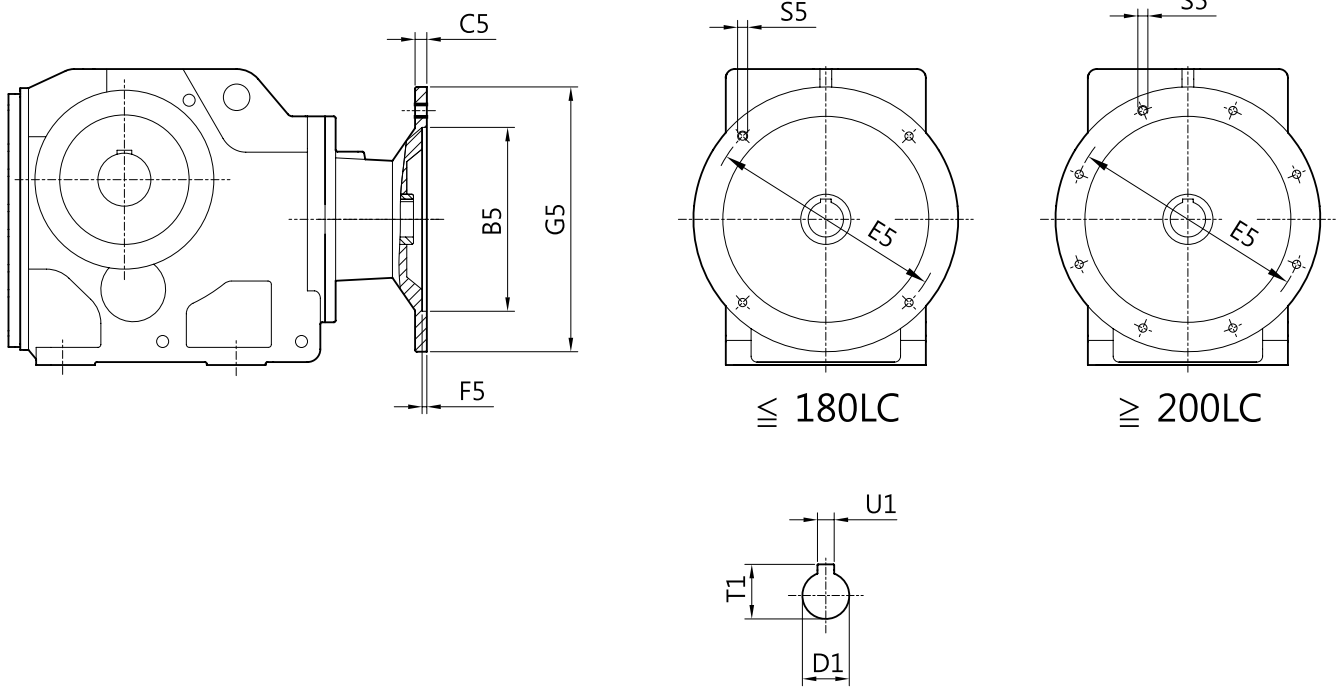


		LS	L4	L5
K..47R37	IEC 63	219	456	458
	IEC 71	219	456	458
	IEC 80	237	474	476
	IEC 90	237	474	476
K..57R37	IEC 63	217	470	475
	IEC 71	217	470	475
	IEC 80	235	488	493
	IEC 90	235	488	493
K..67R37	IEC 63	217	486	490
	IEC 71	217	486	490
	IEC 80	235	504	508
	IEC 90	235	504	508
K..77R37	IEC 63	211.5	525.5	537
	IEC 71	211.5	525.5	537
	IEC 80	229.5	543.5	555
	IEC 90	229.5	543.5	555
K..87R47	IEC 63	241.5	630.5	631.5
	IEC 71	241.5	630.5	631.5
	IEC 80	259.5	648.5	649.5
	IEC 90	259.5	648.5	649.5
	IEC 100	276	665	666
	IEC 112	276	665	666
K..97R47	IEC 63	233.5	670.5	681.5
	IEC 71	233.5	670.5	681.5
	IEC 80	251.5	688.5	699.5
	IEC 90	215.5	688.5	699.5
	IEC 100	268	705	716
	IEC 112	268	705	716
K..107R77	IEC 71	290.5	831.5	831.5
	IEC 80	298.5	839.5	839.5
	IEC 90	298.5	839.5	839.5
	IEC 100	315	856	856
	IEC 112	315	856	856
	IEC 132S	363.5	904.5	904.5



法蘭入力
Input Flanges

K..F



輸入馬力 HP - 4P	IEC Frame	B5	C5	E5	F5	G5	S5	D1	T1	U1
0.25	63	110	10	130	4	160	M8	11	12.8	4
0.5	71	110	10	130	4	160	M8	14	16.3	5
1	80	130	12	165	5	200	M10	19	21.8	6
2	90L	130	12	165	5	200	M10	24	27.3	8
3	100L	180	15	215	5	250	M12	28	31.3	8
5	112M	180	15	215	5	250	M12	28	31.3	8
7.5	132S	230	16	265	6	300	M12	38	41.3	10
10	132M	230	16	265	6	300	M12	38	41.3	10
15	160M	250	20	300	6	350	M16	42	45.3	12
20	160L	250	20	300	6	350	M16	42	45.3	12
25 / 30	180MC	300	20	350	6	400	M16	48	51.8	14
40	180LC	300	20	350	6	400	M16	55	59.3	16
50 / 60	200LC	350	20	400	6	450	M16	60	64.4	18
75	225SC	450	22	500	6	550	M16	65	69.5	18
100	250SC	450	22	500	6	550	M16	75	79.9	20

This dimensional table is with specific frame sizes for TECO motor.

For international IEC motor dimensions please refer to the specification on each page of dimension sheet.

本表適用於台灣東元馬達(4P)，如使用國際IEC馬達，請參照各型號尺寸圖下方表格。




















成大精機工業股份有限公司
CHENTA GEAR SPEED REDUCER

CHENTA PRECISION MACHINERY IND. INC.
JEN WU MACHINERY CO., LTD.
[Http://www.chentagear.com.tw](http://www.chentagear.com.tw)

總公司

Head Office / Plant

台灣高雄市814仁武區鳳仁路後庄巷118號
NO. 118 HALL TRAN LANE, JEN WU,
KAOHSIUNG COUNTY, TAIWAN

Tel: 886-7-3727007

Fax: 886-7-3727267

Http://www.chenta.com

E-mail: sales@chenta.com

美國公司

U.S.A Office

CHANNEL POWER / CHENTA GEAR U.S.A

Tel: 1-973-244-1750

Fax: 1-973-244-1746

E-mail: albert@chenta.com

上海公司

Shanghai Plant

上海市嘉定區馬陸鎮上海機械工業園區
敬學路158號 郵編: 201801

NO. 158 JING-XUE ROAD, MA-LU TOWN,
JIA-DING DISTRICT, SHANGHAI, CHINA.
ZIP CODE: 20801

Tel: 86-21-69156255

Fax: 86-21-69156605

E-mail: cysd@chenta.com